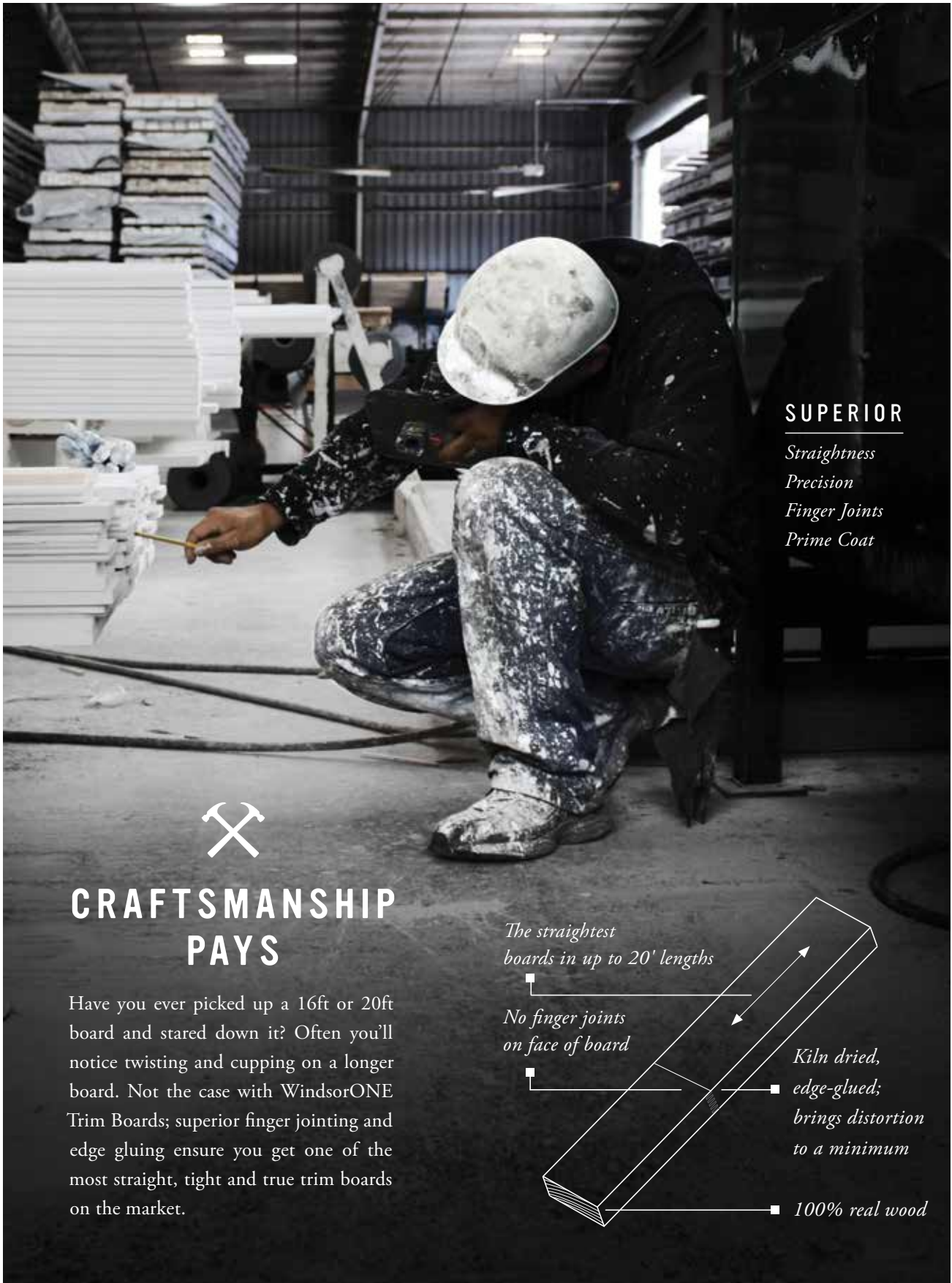


# TRIM BOARDS & CLASSIC AMERICAN MOLDINGS





**SUPERIOR**

*Straightness  
Precision  
Finger Joints  
Prime Coat*



**CRAFTSMANSHIP  
PAYS**

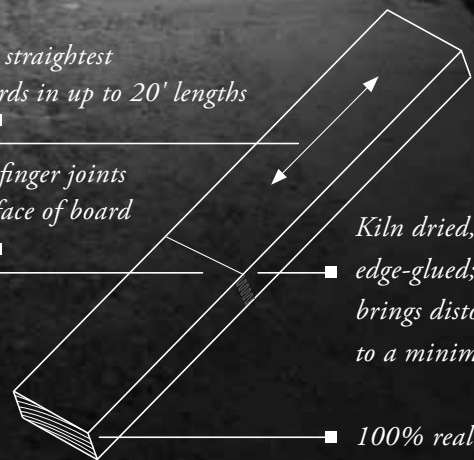
Have you ever picked up a 16ft or 20ft board and stared down it? Often you'll notice twisting and cupping on a longer board. Not the case with WindsorONE Trim Boards; superior finger jointing and edge gluing ensure you get one of the most straight, tight and true trim boards on the market.

*The straightest boards in up to 20' lengths*

*No finger joints on face of board*

*Kiln dried, edge-glued; brings distortion to a minimum*

*100% real wood*




# 2 TYPES OF BOARDS

*Check the Ink Stamp to tell the difference*



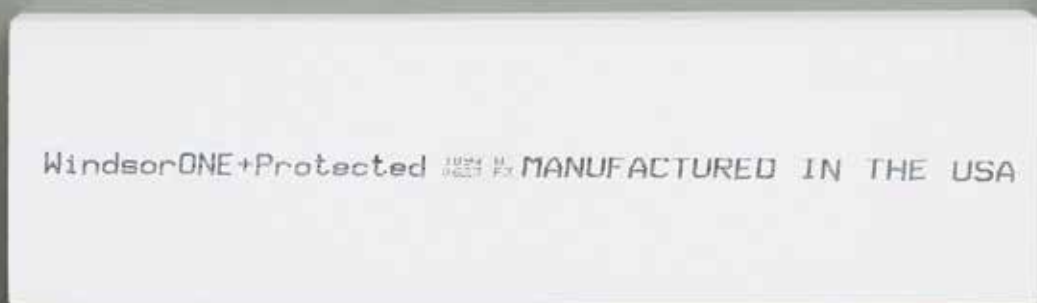
## ALL WindsorONE BOARDS ARE STRAIGHT TIGHT & TRUE

Boards are made of real wood, finger jointed and coated with three coats of acrylic latex primer. WindsorONE Traditional Boards can be used for both interior and exterior use. The back of all WindsorONE Traditional boards contain an ink stamp ("WindsorONE Traditional") to be easily identified.



## 30 YEAR WARRANTY\* PROTECTS AGAINST ROT, INSECTS AND MOLD

Boards are made of real wood, finger jointed and coated with three coats of acrylic latex primer. All boards are protected with a 30 year warranty against rot, insects & mold. WindsorONE Protected Boards can be used for both interior and exterior use. The back of all WindsorONE Protected boards contain an ink stamp ("WindsorONE Protected") to be easily identified.



*\*Warranty based on proper installation. | Questions on Protected vs. Traditional? Call 888.229.7900*

# CLASSIC AMERICAN MOLDING COLLECTION:

**CLASSICAL COLONIAL**








*1725-1820 Inspired*

**GREEK REVIVAL**







*1820-1840 Inspired*



## *Classical Colonial Components*

	BASE	WOBM001	1 <sup>3</sup> / <sub>16</sub> " x 7 <sup>1</sup> / <sub>4</sub> "
	CASING	WOCM001	3 <sup>1</sup> / <sub>4</sub> " x 5 <sup>1</sup> / <sub>2</sub> "
	BACK BAND	WOBB001	7 <sup>1</sup> / <sub>8</sub> " x 1 <sup>3</sup> / <sub>4</sub> "
	CHAIR RAIL	WOCH001	1 <sup>5</sup> / <sub>8</sub> " x 2 <sup>1</sup> / <sub>4</sub> "
	CROWN	WOCM003	1 <sup>5</sup> / <sub>8</sub> " x 4"
	CROWN	WOCM002	3 <sup>1</sup> / <sub>4</sub> " x 4 <sup>5</sup> / <sub>16</sub> "
	CROWN	WOCM001	3 <sup>1</sup> / <sub>4</sub> " x 3 <sup>19</sup> / <sub>32</sub> "

## *Greek Revival Components*

	BASE	WOBM002	3 <sup>1</sup> / <sub>4</sub> " x 5 <sup>1</sup> / <sub>2</sub> "
	CASING	WOCM007	3 <sup>1</sup> / <sub>4</sub> " x 3 <sup>1</sup> / <sub>2</sub> "
	COVE	WOCV001	3 <sup>1</sup> / <sub>4</sub> " x 7 <sup>1</sup> / <sub>8</sub> "
	BAND MOLD	WOBB002	3 <sup>1</sup> / <sub>4</sub> " x 3 <sup>1</sup> / <sub>4</sub> "
	STOOL	WOWS001	1 <sup>1</sup> / <sub>16</sub> " x 4 <sup>1</sup> / <sub>2</sub> "
	CROWN	WOCM004	1 <sup>1</sup> / <sub>16</sub> " x 4"

*Designed by historic millwork expert Brent Hull*

# FOUR FLOOR TO CEILING STYLES












**CLASSICAL CRAFTSMAN** 1900-1930 Inspired

**COLONIAL REVIVAL**









1920-1940 Inspired



## Classical Craftsman Components

	BASE SHOE	WOBS001	1/2" x 3/4"
	BASE	WOBM003	3/4" x 7 1/4"
	PLINTH	WOPB001	1 3/8" x 8"
	APRON	WOC004	3/4" x 3 9/16"
	COVE	WOCV001	3/4" x 7/8"
	STOOL	WOWS002	1 1/16" x 4 1/4"
	CASING	WOC003	3/4" x 4 1/4"
	HEADER CAP	WOHC001	1 5/16" x 2 1/4"
	STOP	WOST001	7/16" x 1 1/16"
	PICTURE	WOPM004	3/4" x 1 3/4"
	CROWN	WOCM005	3/4" x 4 9/16"

## Colonial Revival Components

	BASE SHOE	WOBS001	1/2" x 3/4"
	BASE	WOBM004	3/4" x 7 1/4"
	APRON	WOC006	3/4" x 3 9/16"
	STOOL	WOWS001	1 1/16" x 4 1/2"
	CASING	WOC005	1 3/16" x 4 3/8"
	PICTURE	WOPM004	3/4" x 1 3/4"
	CROWN	WOCM006	3/4" x 4 9/16"
	STOP	WOST004	1/2" x 1 7/8"

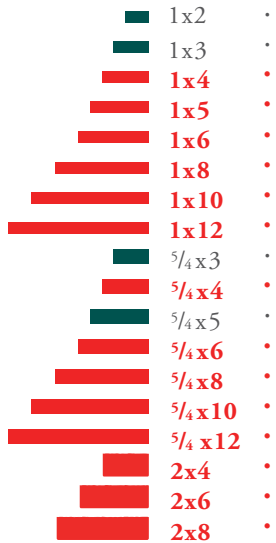
# STOCKING INVENTORY

Stocking products featured in red.

## PROTECTED S4SSE

TRIM BOARDS  
*smooth surface four sides*

nominal sizes | 16'



## PROTECTED EXT. MOLDINGS

W1-618	1 3/16" x 1 1/2"
W1-381K	1 1/4" x 2"
W1-381	1 1/4" x 2"
W1-516	3/2" x 1 5/8"
W1-640	1 3/8" x 7 1/4"
W1-630	1 7/16" x 2 1/8"
W1-634	1 7/16" x 3 1/4"

## PROTECTED SHIPLAP\*\*

WORS6	3/4" x 5 1/2"
WORS8	3/4" x 7 1/4"

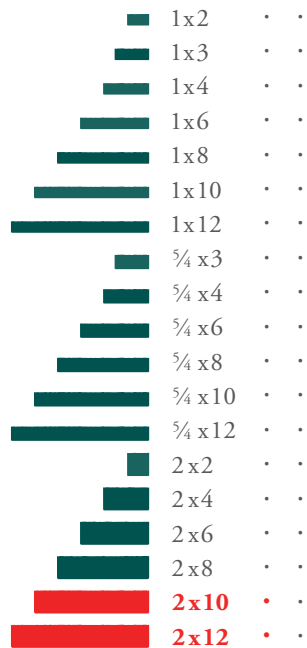
\*\*Not to be confused with WindsorONE Pre-gapped Nickel Gap Boards, see opp. pg.

## PROTECTED S1S2E

TRIM BOARDS

*reversible rough sawn on one side, smooth on others with eased edges*

nominal sizes | 16' 20'



## PROTECTED TONGUE & GROOVE

SPBC4	3/16" x 3 5/16"
SPBC6	2 3/32" x 5 1/2"
SPBC8	2 3/32" x 7 1/4"
WOBC6	3/4" x 5 3/8"
WOTG	2 3/32" x 5 1/2"
230	1 1/16" x 7 1/2"
plantation	3/4" x 5 1/2"



### 1 PROTECTED TO THE CORE; FULL PENETRATION

Because unlike the other guys, we're assuming you'll actually want to cut the material at some point.



### 2 PROTECTED AGAINST ROT, INSECTS & MOLD

Does *not* protect against your mother-in-law, hangovers, airport security, etc.



### 3 DURABLE FOR EXTERIOR & SAFE FOR INTERIOR

Gold Indoor Air Quality Rating, low VOC's and California Hippie Approved.



### 4 WEATHER RESISTANT SYSTEM (WRS™)

Water is for drinking, not trim boards.



### 5 MINIMIZES THE NATURAL TENDENCY TO DISTORT

Unlike the explanation your 16 yr old told you about how the family car ended up in the pond out on Rte 1.



### 6 NO KNOTS; YOUR BOARDS ARE ALWAYS CLEAR

Imagine that, you can actually use every foot you pay for.



### 7 PROTECTION NOT DIMINISHED

By shaping, planing, sanding, fastening or molding (actual use does not void the warranty).



### 8 THE CUT SURFACES ONLY NEED PRIMING

No need to also apply special protection (we took care of that for you).



### 9 BACKED BY A 30-YEAR LIMITED\* WARRANTY

The "limitation" is you have to install it correctly (for one example see #8 again).



### 10 BUILD AMERICA: MANUFACTURED IN THE U.S.A.

Because everything else you bought was made in China.

## INSTALLATION REMINDERS\*



### PRIME ALL CUTS!

**MOISTURE CONTROL<sup>1</sup>:** Acclimate to the environment. For interior trim, store inside the structure until the products reach approx 8% moisture content. For exterior trim, store in locations such as a garage that is not heated & is well ventilated until about 14% moisture content. Do not install exterior trim boards with a moisture content over 18%. <sup>1</sup>see [www.windsorone.com/moisturecontrol](http://www.windsorone.com/moisturecontrol)



**KEEP MATERIAL COVERED:** Store on stringers and out of the weather.



**INSTALL 6" ABOVE GRADE:** Trim should be installed always at least 6" from ground.



**INSTALL 2" ABOVE ROOF:** 2" breaks are crucial on the roof and flat surfaces (porches, decks, etc).

**1/4" FROM FLASHING:** Flashing is imperative; and always maintain a 1/4" gap for a capillary break.

**\*SEE FULL INSTALLATION INSTRUCTIONS.** WindsorONE should be stored, installed, handled & maintained correctly for the best performance. For complete installation guidelines & the WindsorONE Protected warranty, visit [WindsorONE.com/install](http://WindsorONE.com/install) or call 888.229.7900.



Stocking products in red.

**TRADITIONAL SASSE TRIM BOARDS**

*smooth surface four sides*

- nominal sizes | 16'
- ▭ 1x2 •
  - ▭ 1x3 •
  - ▭ 1x4 •
  - ▭ 1x5 •
  - ▭ 1x6 •
  - ▭ 1x8 •
  - ▭ 1x10 •
  - ▭ 1x12 •
  - ▭ 5/4x3 •
  - ▭ 5/4x4 •
  - ▭ 5/4x5 •
  - ▭ 5/4x6 •
  - ▭ 5/4x8 •
  - ▭ 5/4x10 •
  - ▭ 5/4x12 •

**TRADITIONAL TONGUE & GROOVE**

- SPBC4 1/16" x 3 5/16"
- SPBC6 23/32" x 5 1/2"
- SPBC8 23/32" x 7 1/4"
- WOBC6 3/4" x 5 3/8"
- WOTG 23/32" x 5 1/2"



**BUILD AMERICA**

Manufactured in the U.S.A., craftsmanship from Willits, CA & Surry, VA.



**HEALTH STARTS AT HOME**

Gold Indoor Air Quality Rating with a 30 yr warranty against rot, insects and mold.



**CRAFTSMANSHIP PAYS**

Show off the detail work on your projects and generate more referrals.

**TRADITIONAL BEADED CASING**

- ▭ WOCS007 3/4" x 3 1/2"
- ▭ WOCS008 3/4" x 4 1/4"
- ▭ WOCS009 3/4" x 5 1/4"
- ▭ WOCS010 3/4" x 3 1/2"

**TRADITIONAL NICKEL GAP\***

- ▭ WOSN6 3/4" x 5 1/2"
- ▭ WOSN8 3/4" x 7 1/4"

*\*Not to be confused with WindsorONE Shiplap Boards, see opp. page*

**TRADITIONAL MOLDINGS**

**CASINGS**

- ▭ WOCS001 3/4" x 5 1/2"
- ▭ WOCS003 3/4" x 4 1/4"
- ▭ WOCS005 1 3/16" x 4 3/8"
- ▭ WOCS007 3/4" x 3 1/2"

**CROWNS**

- WOCM001 3/4" x 3 13/32"
- WOCM004 1 1/16" x 4"
- WOCM005 3/4" x 4 1/16"
- ▭ WOCM006 3/4" x 4 1/16"

**DETAIL**

- WOSP001 7/8" x 1 1/4"
- ▭ WOPM004 3/4" x 1 3/4"
- ▭ WOST001 7/16" x 1 1/16"
- ▭ WOST004 1/2" x 1 7/8"
- WOCV001 3/4" x 7/8"
- ▭ WOBSS001 1/2" x 3/4"
- ▭ WOBB001 7/8" x 1 3/4"
- ▭ WOBB002 3/4" x 3/4"

**APRONS**

- ▭ WOCS004 3/4" x 3 3/16"
- ▭ WOCS006 3/4" x 3 3/16"
- ▭ WOCS007 3/4" x 3 1/2"

**STOOLS**

- WOWS001 1 1/16" x 4 1/2"
- WOWS002 1 1/16" x 4 1/4"

**CAPS**

- ▭ WOHC001 1 5/16" x 2 1/4"
- WOWC002 1 1/8" x 3"
- WOWC003 1 3/8" x 1 3/4"
- WOWC006 1 5/8" x 2 5/8"

**BASES**

- ▭ WOBM001 1 3/16" x 7 1/4"
- ▭ WOBM002 3/4" x 5 1/2"
- ▭ WOBM003 3/4" x 7 1/4"
- ▭ WOBM004 3/4" x 7 1/4"
- ▭ WOPB001 1 3/8" x 8"

**SPECIALTY**

- WOCH001 1 5/8" x 2 1/4"
- ▭ WOCM002 3/4" x 4 5/16"
- WOCM003 1 5/8" x 4"



### **MORE INFORMATION?**

call 701.293.6501 or visit [www.parksite.com](http://www.parksite.com)

*All statements made on or in goods, labels, brochures, advertising and specifications are made solely by the product manufacturers, and not by Parksite, and Parksite does not endorse or approve of those statements. Parksite expressly disclaims all express or implied warranties, including but not limited to any implied warranties of merchantability, fitness for a particular purpose or freedom from infringement.*