

NEW Composite Door Frame
featuring Tru-Guard™ Composite Technology

THERMA TRU
DOORS



Design and functionality.

TRU  **GUARD**
COMPOSITE TECHNOLOGY

The uncompromising quality you've come to expect from a Therma-Tru® door, now available with a Therma-Tru composite door frame. New composite door frame featuring Tru-Guard™ composite technology provides a rot-free solution engineered to work together with rot-resistant Therma-Tru doors and components.


Parksite

www.parksite.com

Therma-Tru® Composite Door Frame Parts



Jams



4-1/8"
 4-9/16"
 5-1/4"
 6-9/16"
 7-1/4"

Transom Sills



4-9/16"
 6-9/16"

Trim



2" Brickmould WM180
 1-5/8" Florida Brickmould WM176
 3-1/2" x 3/4" Flat Casing
 7/16" x 5/16" Cove Mould

Mull casing



1-15/16" x 1-1/16"
 1-7/32" x 7/32"
 2-15/16" x 1-1/16" *Buff grained only**
 2-15/16" x 3/8" *Buff grained only**

Storm Door Adaptor



4-9/16" Base Adaptor
(Use 1-15/32" x 1-1/16" Mull Casing)
 6-9/16" Base Adaptor
 Face Adaptor
(Use 1-15/32" x 1-1/16" Mull Casing)

Screen Track Cap



1-13/32" x 9/16"

Fasteners, Setting Tool & Screw Plug Covers



Screw plugs are available on a collated strip for ease of installation and finishing

Mullions



2" Entry Narrow
 2-1/2" Entry Wide
 2" Patio Narrow
 2-1/2" Patio Wide

All mullions feature a reinforced co-extruded LVL core with a composite-capped bottom



Included in the Therma-Tru fiberglass door system lifetime limited warranty.

10-Year Transferable Full-System Rider

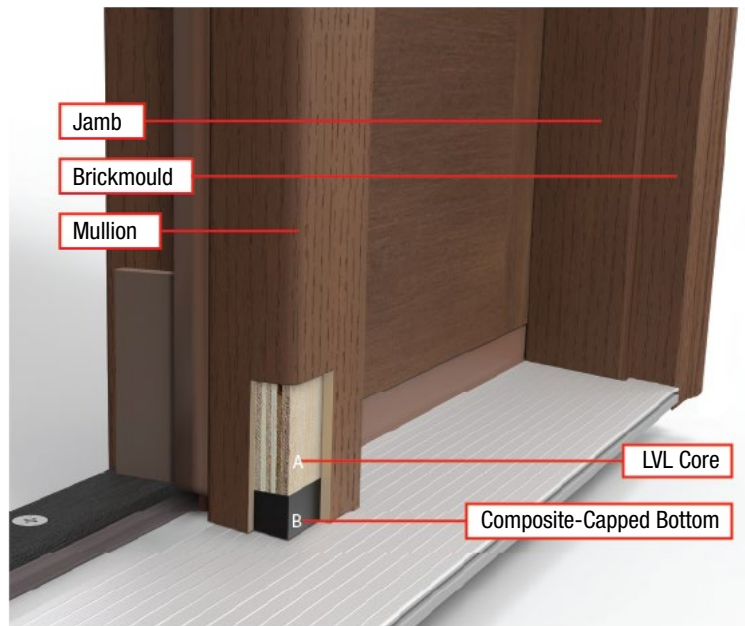
Available for Therma-Tru door systems with full-system Therma-Tru components.

Frame-only lifetime limited warranty option also available.

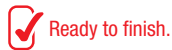
Pre-installed weatherstrip option available for select white smooth jams and mullions pre-machined for hinges and locks.

Tru-Advantages

- **Delivers extra protection from the damaging effects of moisture for peace of mind.**
 - Eliminates the risk of rot and wood-ingesting insects with a durable composite material that is virtually maintenance free.
 - Rot-free door frame does not absorb moisture and resists mold, mildew and fungus.
 - Jamb screw plugs hide unsightly screws, allowing jamb to be installed with screws through its thickest part for better aesthetics and long-term performance.

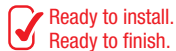



Available Textures




Buff Grained*

- Features a universal wood grain to complement a wide range of grain species.
- Stain or paint to complement the entry – no sanding or priming required.



White Smooth

- Features a matte finish similar to painted wood and includes a protective layer with UV inhibitors to help resist yellowing and fading.
- Ready to install as-is – no painting required. Or finish with stain or paint to complement the entry - no sanding or priming required.



Reinforced Mullions

Provide additional structural support and stability. All mullions are reinforced with a co-extruded **A** LVL core to provide additional structural support and stability and feature a **B** composite-capped bottom to eliminate the risk of water absorption and maintain a rot-free composite exterior.



Pre-inserted Weatherstrip Option

Select white smooth composite jambs and mullions, pre-machined for hinges and locks, are available with a convenient pre-inserted weatherstrip option for a quicker install. Look for the **(D)** icon.

The advantage is clear.

Performance

- Eliminates Risk of Rotting, Warping and Splitting ✓
- Resists, Mold, Fungus, Insects ✓
- Reinforced LVL Mullions with Composite-Capped Bottoms ✓

Aesthetics

- Ready to Finish – No Sanding or Priming Required ✓
- Ready to Install Option – No Finishing Required
White Smooth ✓
- Natural Wood Appearance ✓
- Universal Grain Complements a Wide Range of Wood Species ✓
- Screw Plugs Match Frame Material and Conceal External Fasteners ✓

Warranty

- Lifetime Limited Warranty ✓
- 10-Year Transferrable Full-System Warranty Rider
Therma-Tru Fiberglass Door Systems with Therma-Tru Components ✓



Protection from the Elements



Resists Moisture & Humidity

Composite door frames feature completely composite exteriors that resist humidity and moisture to help eliminate the risk of swelling and cracking.



Resists Mold & Rot

A composite door frame does not absorb or retain moisture helping to eliminate the risk of mold and rot.



Resists Insects

With no exposed wood, Therma-Tru, composite door frames help protect from wood-ingesting insects.



Apex, NC | Baltimore, MD | Bolingbrook, IL | Fargo, ND | **Lakeland, FL** | Louisville, OH | N. Brunswick, NJ | S. Windsor, CT | Syracuse, NY

(863) 940-5290 | doors@parksite.com | www.parksite.com