

TRIM BOARDS & CLASSIC AMERICAN MOLDINGS





SUPERIOR

*Straightness
Precision
Finger Joints
Prime Coat*



**CRAFTSMANSHIP
PAYS**

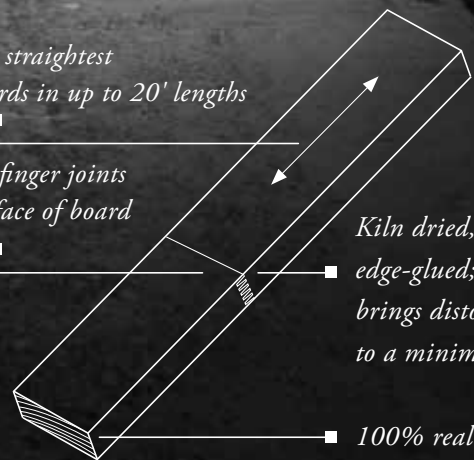
Have you ever picked up a 16ft or 20ft board and stared down it? Often you'll notice twisting and cupping on a longer board. Not the case with WindsorONE Trim Boards; superior finger jointing and edge gluing ensure you get one of the most straight, tight and true trim boards on the market.

The straightest boards in up to 20' lengths

No finger joints on face of board

Kiln dried, edge-glued; brings distortion to a minimum

100% real wood




2 TYPES OF BOARDS

Check the Ink Stamp to tell the difference



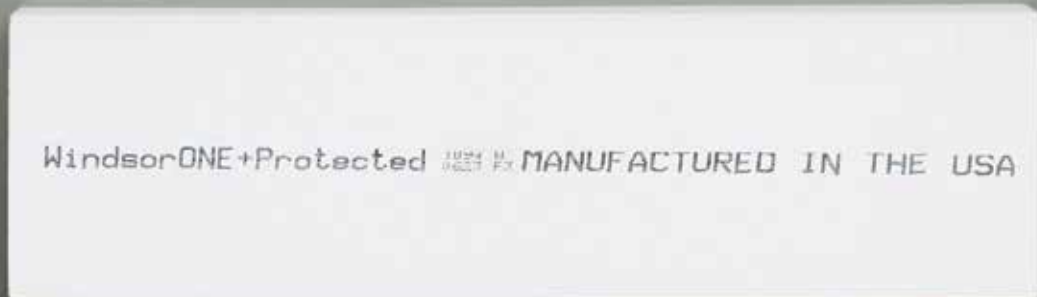
ALL WindsorONE BOARDS ARE STRAIGHT TIGHT & TRUE

Boards are made of real wood, finger jointed and coated with three coats of acrylic latex primer. WindsorONE Traditional Boards can be used for both interior and exterior use. The back of all WindsorONE Traditional boards contain an ink stamp ("WindsorONE Traditional") to be easily identified.



30 YEAR WARRANTY* PROTECTS AGAINST ROT, INSECTS AND MOLD

Boards are made of real wood, finger jointed and coated with three coats of acrylic latex primer. All boards are protected with a 30 year warranty against rot, insects & mold. WindsorONE Protected Boards can be used for both interior and exterior use. The back of all WindsorONE Protected boards contain an ink stamp ("WindsorONE Protected") to be easily identified.



**Warranty based on proper installation. | Questions on Protected vs. Traditional? Call 888.229.7900*

CLASSIC AMERICAN MOLDING COLLECTION:

CLASSICAL COLONIAL








1725-1820 Inspired

GREEK REVIVAL







1820-1840 Inspired



Classical Colonial Components

	BASE	WOBM001	1 ³ / ₁₆ " x 7 ¹ / ₄ "
	CASING	WOC001	3 ¹ / ₄ " x 5 ¹ / ₂ "
	BACK BAND	WOBB001	7 ¹ / ₈ " x 1 ³ / ₄ "
	CHAIR RAIL	WOCH001	1 ⁵ / ₈ " x 2 ¹ / ₄ "
	CROWN	WOCM003	1 ⁵ / ₈ " x 4"
	CROWN	WOCM002	3 ¹ / ₄ " x 4 ⁵ / ₁₆ "
	CROWN	WOCM001	3 ¹ / ₄ " x 3 ¹⁹ / ₃₂ "

Greek Revival Components

	BASE	WOBM002	3 ¹ / ₄ " x 5 ¹ / ₂ "
	CASING	WOC007	3 ¹ / ₄ " x 3 ¹ / ₂ "
	COVE	WOCV001	3 ¹ / ₄ " x 7 ¹ / ₈ "
	BAND MOLD	WOBB002	3 ¹ / ₄ " x 3 ¹ / ₄ "
	STOOL	WOWS001	1 ¹ / ₁₆ " x 4 ¹ / ₂ "
	CROWN	WOCM004	1 ¹ / ₁₆ " x 4"

Designed by historic millwork expert Brent Hull

FOUR FLOOR TO CEILING STYLES












CLASSICAL CRAFTSMAN 1900-1930 Inspired

COLONIAL REVIVAL 1920-1940 Inspired









1920-1940 Inspired



Classical Craftsman Components

	BASE SHOE	WOBS001	1/2" x 3/4"
	BASE	WOBM003	3/4" x 7 1/4"
	PLINTH	WOPB001	1 3/8" x 8"
	APRON	WOCs004	3/4" x 3 9/16"
	COVE	WOCV001	3/4" x 7/8"
	STOOL	WOWS002	1 1/16" x 4 1/4"
	CASING	WOCs003	3/4" x 4 1/4"
	HEADER CAP	WOHC001	1 5/16" x 2 1/4"
	STOP	WOST001	7/16" x 1 1/16"
	PICTURE	WOPM004	3/4" x 1 3/4"
	CROWN	WOCM005	3/4" x 4 9/16"

Colonial Revival Components

	BASE SHOE	WOBS001	1/2" x 3/4"
	BASE	WOBM004	3/4" x 7 1/4"
	APRON	WOCs006	3/4" x 3 9/16"
	STOOL	WOWS001	1 1/16" x 4 1/2"
	CASING	WOCs005	1 3/16" x 4 3/8"
	PICTURE	WOPM004	3/4" x 1 3/4"
	CROWN	WOCM006	3/4" x 4 9/16"
	STOP	WOST004	1/2" x 1 7/8"

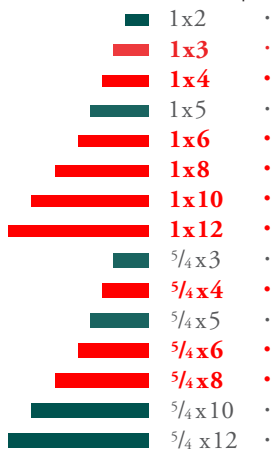
STOCKING INVENTORY

Stocking products featured in red.

PROTECTED S4SSE

TRIM BOARDS
smooth surface four sides

nominal sizes | 16'



PROTECTED EXT. MOLDINGS

W1-618	1 3/16" x 1 1/2"
W1-381K	1 1/4" x 2"
W1-381	1 1/4" x 2"
W1-516	3/2" x 1 5/8"
W1-640	1 3/8" x 7/4"
W1-630	1 7/16" x 2 1/8"
W1-634	1 7/16" x 3 1/4"

PROTECTED SHIPLAP**

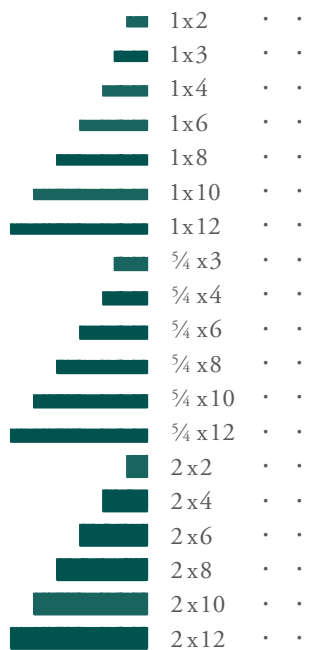
WORS6	3/4" x 5 1/2"
WORS8	3/4" x 7 1/4"

**Not to be confused with WindsorONE Pre-gapped Nickel Gap Boards, see opp. pg.

PROTECTED S1S2E

TRIM BOARDS
reversible rough sawn on one side, smooth on others with eased edges

nominal sizes | 16' 20'



PROTECTED TONGUE & GROOVE

SPBC4	3/16" x 3 5/16"
SPBC6	2 3/32" x 5 1/2"
SPBC8	2 3/32" x 7 1/4"
WOBC6	3/4" x 5 3/8"
WOTG	2 3/32" x 5 1/2"
230	1 1/16" x 7 1/2"
plantation	3/4" x 5 1/2"



10 THINGS ABOUT
WINDSORONE
PROTECTED BOARDS



1 PROTECTED TO THE CORE; FULL PENETRATION

Because unlike the other guys, we're assuming you'll actually want to cut the material at some point.



2 PROTECTED AGAINST ROT, INSECTS & MOLD

Does *not* protect against your mother-in-law, hangovers, airport security, etc.



3 DURABLE FOR EXTERIOR & SAFE FOR INTERIOR

Gold Indoor Air Quality Rating, low VOC's and California Hippie Approved.



4 WEATHER RESISTANT SYSTEM (WRS™)

Water is for drinking, not trim boards.



5 MINIMIZES THE NATURAL TENDENCY TO DISTORT

Unlike the explanation your 16 yr old told you about how the family car ended up in the pond out on Rte 1.



6 NO KNOTS; YOUR BOARDS ARE ALWAYS CLEAR

Imagine that, you can actually use every foot you pay for.



7 PROTECTION NOT DIMINISHED

By shaping, planing, sanding, fastening or molding (actual use does not void the warranty).



8 THE CUT SURFACES ONLY NEED PRIMING

No need to also apply special protection (we took care of that for you).



9 BACKED BY A 30-YEAR LIMITED* WARRANTY

The "limitation" is you have to install it correctly (for one example see #8 again).



10 BUILD AMERICA: MANUFACTURED IN THE U.S.A.

Because everything else you bought was made in China.

INSTALLATION REMINDERS*



PRIME ALL CUTS!

MOISTURE CONTROL! Acclimate to the environment. For interior trim, store inside the structure until the products reach approx 8% moisture content. For exterior trim, store in locations such as a garage that is not heated & is well ventilated until about 14% moisture content. Do not install exterior trim boards with a moisture content over 18%. ¹see www.windsorone.com/moisturecontrol



KEEP MATERIAL COVERED: Store on stringers and out of the weather.



INSTALL 6" ABOVE GRADE: Trim should be installed always at least 6" from ground.



INSTALL 2" ABOVE ROOF: 2" breaks are crucial on the roof and flat surfaces (porches, decks, etc).

1/4" FROM FLASHING: Flashing is imperative; and always maintain a 1/4" gap for a capillary break.

***SEE FULL INSTALLATION INSTRUCTIONS.** WindsorONE should be stored, installed, handled & maintained correctly for the best performance. For complete installation guidelines & the WindsorONE Protected warranty, visit WindsorONE.com/install or call 888.229.7900.



Stocking products in red.

TRADITIONAL SASSE TRIM BOARDS

smooth surface four sides

nominal sizes	12' 16'
1x2	• •
1x3	• •
1x4	• •
1x5	• •
1x6	• •
1x8	• •
1x10	• •
1x12	• •
5/4x3	• •
5/4x4	• •
5/4x5	• •
5/4x6	• •
5/4x8	• •
5/4x10	• •
5/4x12	• •



BUILD AMERICA

Manufactured in the U.S.A., craftsmanship from Willits, CA & Surry, VA.



HEALTH STARTS AT HOME

Gold Indoor Air Quality Rating with a 30 yr warranty against rot, insects and mold.



CRAFTSMANSHIP PAYS

Show off the detail work on your projects and generate more referrals.

TRADITIONAL TONGUE & GROOVE

SPBC4	5/16" x 3 5/16"
SPBC6	2 3/32" x 5 1/2"
SPBC8	2 3/32" x 7 1/4"
WOBC6	3/4" x 5 3/8"
WOTG	2 3/32" x 5 1/2"

TRADITIONAL MOLDINGS

CASINGS

WOC001	3/4" x 5 1/2"
WOC003	3/4" x 4 1/4"
WOC005	1 3/16" x 4 3/8"
WOC007	3/4" x 3 1/2"

CROWNS

WOCM001	3/4" x 3 1/32"
WOCM004	1 1/16" x 4"
WOCM005	3/4" x 4 9/16"
WOCM006	3/4" x 4 9/16"

DETAIL

WOSP001	7/8" x 1 1/4"
WOPM004	3/4" x 1 3/4"
WOST001	7/16" x 1 1/16"
WOST004	1/2" x 1 7/8"
WOCV001	3/4" x 7/8"
WOB001	1/2" x 3/4"
WOB002	7/8" x 1 3/4"
WOB003	3/4" x 3/4"

APRONS

WOC004	3/4" x 3 3/16"
WOC006	3/4" x 3 3/16"
WOC007	3/4" x 3 1/2"

STOOLS

WOWS001	1 1/16" x 4 1/2"
WOWS002	1 1/16" x 4 1/4"

CAPS

WOHC001	1 5/16" x 2 1/4"
WOWC002	1 1/8" x 3"
WOWC003	1 3/8" x 1 3/4"
WOWC006	1 5/8" x 2 5/8"

BASES

WOBM001	1 3/16" x 7 1/4"
WOBM002	3/4" x 5 1/2"
WOBM003	3/4" x 7 1/4"
WOBM004	3/4" x 7 1/4"
WOPB001	1 3/8" x 8"

SPECIALTY

WOCH001	1 5/8" x 2 1/4"
WOCM002	3/4" x 4 5/16"
WOCM003	1 5/8" x 4"

TRADITIONAL BEADED CASING

WOC007	3/4" x 3 1/2"
WOC008	3/4" x 4 1/4"
WOC009	3/4" x 5 1/4"
WOC010	3/4" x 3 1/2"

TRADITIONAL NICKEL GAP*

WOSN6	3/4" x 5 1/2"
WOSN8	3/4" x 7 1/4"

*Not to be confused with WindsorONE Shiplap Boards, see opp. page



MORE INFORMATION?

call 330.875.7535 or visit www.parksite.com

All statements made on or in goods, labels, brochures, advertising and specifications are made solely by the product manufacturers, and not by Parksite, and Parksite does not endorse or approve of those statements. Parksite expressly disclaims all express or implied warranties, including but not limited to any implied warranties of merchantability, fitness for a particular purpose or freedom from infringement.