



Add a new dimension to your projects with Woodway Products, the industry standard for quality.

BENEFITS



High-Quality Lumber



Strong & Durable Design



Simple Installation



Environmentally Friendly

LATTICE


Clear Grade Lattice



Range of acceptable wood

The finest wood lattice on the market. Our Clear grade lattice is made entirely of smooth-sawn clear lath. An occasional bird's-eye or pin knot is permitted, but no holes, wane, splits or stains are allowed. These panels are assembled with gluecoated stainless steel fasteners to eliminate rust stains.


No. 1 Grade Lattice




Range of acceptable wood

Made of carefully pre-graded, smooth sawn lath to ensure fine appearance and consistently well manufactured, durable panels. These lattice panels contain a proportion of clear lath, but allow sound knots and other minor wood defects. These panels are assembled with glue-coated galvanized fasteners.


Patterns & Spacing




Square Privacy Lattice
1 1/2" lath width (+/- 1/16"),
1 15/16" nominal openings
(+/- 1/8")




Square Garden Lattice
1 1/2" lath width (+/- 1/16"),
2 1/2" nominal openings
(+/- 1/8")



Diagonal Privacy Lattice
1 1/2" lath width (+/- 1/16"), 1
7/8" nominal openings (+/- 1/8")




Diagonal Garden Lattice
1 1/2" lath width (+/- 1/16"), 2
3/4" nominal openings (+/- 1/8")




Diagonal Privacy Plus Lattice
1 1/2" lath width (+/- 1/16"), 15/16"
nominal openings (+/- 1/8")

*Cap and Divider
Mouldings are
also available.*



Species: Western Red Cedar, Redwood

Monterey
Lath widths: 2 1/2"
(+/- 1/16") large lath,
1 1/16" (+/- 1/16")
narrow lath. Multiple
opening sizes.




Species: Western Red Cedar, Redwood

Catalina
Lath widths: 2 1/2"
(+/- 1/16") large lath,
1 1/16" (+/- 1/16")
narrow lath. Multiple
opening sizes.

Treated lattice and other grades are available. Please contact your Parksite Sales Representative for more information.

MODERNA PANEL SCREEN



Style & Function Prominently Aligned

Creates privacy and space definition. Applications include deck, patio screening, interior room separation and fencing.

- Privacy screening with aesthetic appeal
- Space definition for outdoor living, deck, patio, fencing and more
- Heavy duty, kiln-dried and sanded Clear Western Red Cedar, Mahogany and Redwood
- 100% glued and stapled intersections
- Interior/exterior use
- Stainless steel fasteners
- Naturally rot resistant




Privacy screening with aesthetic appeal.



Space definition for outdoor living, deck, patio, fencing, and more.

DECK PRODUCTS




Panels

- Available in two different styles
 - Laurelhurst
 - Irvington
- Crafted from Clear, kiln-dried Western Red Cedar



Rail Kits

- Available in two different profiles
 - Alameda
 - Estate
- Each kit includes top, sub, and bottom rails.
- Crafted from Clear, kiln-dried Western Red Cedar



Post Sleeves

- Turn ordinary posts into works of art
- Available in two different species
 - Western Red Cedar
 - Mahogany



Baluster & Drilled Posts

- Balusters are made from Western Cedar and are available in a variety of lengths, grades, and designs
- Drilled posts are ideal for stainless steel cable installations.
- Available in two species
 - Douglas Fir
 - Cedar