



PREMIUM



PRODUCTS

Baltimore, MD

2022



TABLE OF CONTENTS

3-5	DuPont™ Tyvek® Building Envelope Solutions
6-7	WindsorONE Trim & Molding
8-9	Maibec® Easter White Cedar Maibec® StaveLake® WRC/ AYC Shingles
10-11	Boral Versetta Stone®
12-13	AZEK® Exteriors Shingle Siding with PaintPro® Technology
13-14	AZEK® Trim and Moulding
16-17	AZEK® PVC Trim with PaintPro® Technology
18-25	TimberTech® Deck, Porch, Railing, and Accessories
26-28	Deckorators® Balusters, Post Caps and Sleeves, and Lattice
29	Woodway® Lattice and Screen
30	Wellcraft™ Egress Window Wells & Cedar Shingle Panels
31	Eastern White Pine & Southern Yellow Pine
32	Hardwood Decking
33	Western Red Cedar
34-35	Fasteners
36-37	Branch Line Card / Lumber List






Tyvek®

Optimize the Building Envelope with DuPont™ Tyvek®

DuPont™ Building Envelope Products aren't just backed by a warranty for Builders, General Contractors, and Professional Installers. They're backed by a company that for over 200 years has been dedicated to providing sustainable solutions for a better, safer and healthier life for people everywhere.

Since everyone's needs are not the same, DuPont offers both a 10-Year Product Warranty as well as a 10-Year Product and Labor Warranty. This provides your customers the added assurance that the structures you build will help protect their valuable investment for years to come.

Whatever the job, our Specialists are industry-experts focused on solving any construction-related problem or need you may have.



Tyvek®

DrainWrap™

DuPont™ Tyvek® DrainWrap™ was engineered to meet the drainage needs of specific façades. It is recommended for use behind primed wood and fiber cement siding when maximum drainage is desired. DrainWrap™ is also an ideal solution when foam board is applied over flat substrates.



Roll Sizes:

9'x125'
10'x125'



Tyvek®

StuccoWrap™

With a specially engineered surface texture designed for traditional and synthetic stucco systems in both commercial and residential construction, Tyvek® StuccoWrap™ helps reduce susceptibility to cracking, improves stucco curing and channels moisture out of the wall.



Roll Size:

5'x200'



Tyvek®

Tape

Roll Sizes:

2"x55 Yards
3"x55 Yards



The crucial, final step for maximum reduction of air infiltration through wall systems is to help create a seamless, protective envelope sealed with Tyvek® Tape.

DuPont™ Tyvek® Weatherization Systems offers a 10-Year Limited Warranty, giving you the assurance that DuPont will stand behind its products. For more information contact 1-800-44-TYVEK



Flashing Products

Innovative flashing systems that work together to keep water out of the homes you build.

The range of DuPont™ flashing products are durable, tough, tear-resistant and deliver superior protection from water damage and perform through extreme temperatures (they can even handle prolonged exposure to UV light).

DuPont™ FlexWrap™, DuPont™ StraightFlash™ and DuPont™ Flashing Tape feature quick-release backing allowing for easy installation. And, the forgiving initial tack enables easy repositioning.



Your project can qualify for a 10-year limited product and labor warranty when you use a DuPont™ Tyvek® Weather Barrier, flashing products and tape.



DuPont™
FlexWrap™ NF

DuPont™ FlexWrap™ NF (No Fasteners) is a premium performance, extendable self-adhered flashing material that can be applied over a wide range of building substrates.

Sizes: 6"x75', 9"x15' & 9"x75'



DuPont™
Flashing Tape

DuPont™ Flashing Tape provides a cost-effective way to help protect the jambs and heads of today's residential windows from water intrusion.

Sizes: 4"x33', 4"x75', 6"x75', 9"x75' & 12"x75'



DuPont™
StraightFlash™

This durable flashing material is designed to protect the heads and jambs of rectangular windows. These areas can be subjected to wind-driven rain, which can find its way into the window opening and cause water damage.

Sizes: 4"x150' & 9"x125'



DuPont™
StraightFlash™ VF

DuPont™ StraightFlash™ VF (Versatile Flange) is dual-sided, self-adhered flashing made with DuPont™ Tyvek® and premium butyl sealant.

Sizes: 6"x25', 6"x125'



FlexWrap EZ



DuPont™ FlexWrap® EZ is a flexible, self-adhered tape designed with the purpose of helping create an air- and water-tight seal when installed around penetrations of all shapes and sizes. The wrap was created to be ideal for flashing around smaller electrical, HVAC, and plumbing penetrations as a fast and easy solution for improving energy efficiency and wall system durability.



Tyvek® DrainVent™ Rainscreen is a three-dimensional honeycomb-textured drainage mat with attached heavy-duty filter fabric that provides:

- A flat surface for cladding application
- Optimal compression resistance
- Multi-directional channels for drainage and airflow

Peace of mind with peak performance

Tyvek® DrainVent™ Rainscreen provides assurance that water will drain out of the wall.

Ease of installation

Tyvek® DrainVent™ is easy to cut and install; lays flat; and rolls tight against corners, helping protect against poor installation and detailing errors.

Trusted quality and durability

Tyvek® DrainVent™ is part of the complete DuPont™ Tyvek® product portfolio.

10-year warranty

Tyvek® DrainVent™ has a 10-year limited product warranty and a 10-year limited product and labor warranty if installed correctly with DuPont™ Tyvek® system products.

Full support

The Tyvek® Specialist Network is available across the U.S. for additional product information and support.


DuPont™ Tyvek® DrainVent™ Rainscreen

Applications

- Stucco
- Stone veneer
- Brick
- Wood siding
- Fiber cement siding
- Metal panel systems
- Cedar shake and shingles

Properties

- 4' x 50' (1.2m x 15.2m) roll, 200 sq. ft. coverage per roll
- 6.8mm/0.27" thickness (gap size)
- 90-day UV rating
- >100 perms based on ASTM E96 (method B)
- Class "A" fire rating per ASTM E84
- Mold and mildew resistant



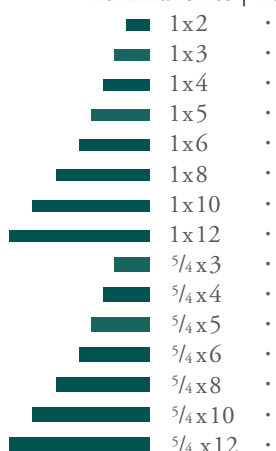
FULL INVENTORY

Ask us about lead times
and availability.

PROTECTED S4SSE

TRIM BOARDS
smooth surface four sides

nominal sizes | 16'



PROTECTED EXT. MOLDINGS

W1-618	1 3/16" x 1 1/2"
W1-381K	1 1/4" x 2"
W1-381	1 1/4" x 2"
W1-516	3/32" x 1 5/8"
W1-640	1 3/8" x 7 1/4"
W1-630	1 7/16" x 2 1/8"
W1-634	1 7/16" x 3 1/4"

PROTECTED SHIPLAP**

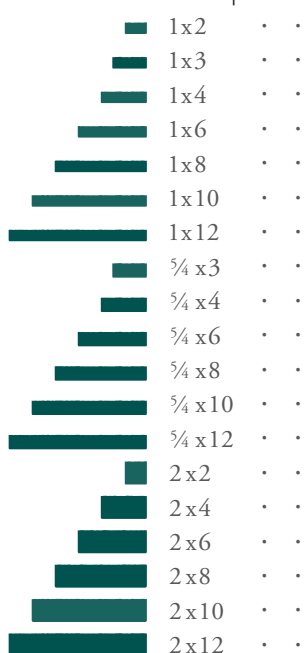
WORS6	3/4" x 5 1/2"
WORS8	3/4" x 7 1/4"

**Not to be confused with WindsorONE
Pre-gapped Nickel Gap Boards, see opp. pg.

PROTECTED S1S2E

TRIM BOARDS
*reversible rough sawn on one side,
smooth on others with eased edges*

nominal sizes | 16' 20'



PROTECTED TONGUE & GROOVE

SPBC4	9/16" x 3 3/16"
SPBC6	23/32" x 5 1/2"
SPBC8	23/32" x 5 1/4"
WOBC6	3/4" x 5 3/8"
WOTG	23/32" x 5 1/2"
230	1 1/16" x 7 1/2"
plantation	3/4" x 5 1/2"



10 THINGS ABOUT
WINDSORONE
PROTECTED BOARDS



1 PROTECTED TO THE CORE; FULL PENETRATION

Because unlike the other guys, we're assuming you'll actually want to cut the material at some point.



2 PROTECTED AGAINST ROT, INSECTS & MOLD

Does *not* protect against your mother-in-law, hangovers, airport security, etc.



3 DURABLE FOR EXTERIOR & SAFE FOR INTERIOR

Gold Indoor Air Quality Rating, low VOC's and California Hippy Approved.



4 WEATHER RESISTANT SYSTEM (WRS™)

Water is for drinking, not trim boards.



5 MINIMIZES THE NATURAL TENDENCY TO DISTORT

Unlike the explanation your 16 yr old told you about how the family car ended up in the pond out on Rte 1.



6 NO KNOTS; YOUR BOARDS ARE ALWAYS CLEAR

Imagine that, you can actually use every foot you pay for.



7 PROTECTION NOT DIMINISHED

By shaping, planing, sanding, fastening or molding (actual use does not void the warranty).



8 THE CUT SURFACES ONLY NEED PRIMING

No need to also apply special protection (we took care of that for you).



9 BACKED BY A 30-YEAR LIMITED* WARRANTY

The "limitation" is you have to install it correctly (for one example see #8 again).



10 BUILD AMERICA: MANUFACTURED IN THE U.S.A.

Because everything else you bought was made in China.

INSTALLATION REMINDERS*



PRIME ALL CUTS!

MOISTURE CONTROL¹: Acclimate to the environment. For interior trim, store inside the structure until the products reach approx 8% moisture content. For exterior trim, store in locations such as a garage that is not heated & is well ventilated until about 14% moisture content. Do not install exterior trim boards with a moisture content over 18%. ¹see www.windsorone.com/moisturecontrol



KEEP MATERIAL COVERED: Store on stringers and out of the weather.



INSTALL 6" ABOVE GRADE: Trim should be installed always at least 6" from ground.



INSTALL 2" ABOVE ROOF: 2" breaks are crucial on the roof and flat surfaces (porches, decks, etc).

1/4" FROM FLASHING: Flashing is imperative; and always maintain a 1/4" gap for a capillary break.



*SEE FULL INSTALLATION INSTRUCTIONS. WindsorONE should be stored, installed, handled & maintained correctly for the best performance.

For complete installation guidelines & the WindsorONE Protected warranty, visit WindsorONE.com/install or call 888.229.7900.



WINDSORONE
TRADITIONAL BOARDS

Ask us about
lead times and
availability.

TRADITIONAL S4SSE TRIM BOARDS

smooth surface four sides

nominal sizes | 12' 16'

	1x2	• •
	1x3	• •
	1x4	• •
	1x5	• •
	1x6	• •
	1x8	• •
	1x10	• •
	1x12	• •
	5/4 x 3	• •
	5/4 x 4	• •
	5/4 x 5	• •
	5/4 x 6	• •
	5/4 x 8	• •
	5/4 x 10	• •
	5/4 x 12	• •

TRADITIONAL TONGUE & GROOVE

	SPBC4	9/16" x 3 5/16"
	SPBC6	23/32" x 5 1/2"
	SPBC8	23/32" x 7 1/4"
	WOBC6	3/4" x 5 3/8"
	WOTG	23/32" x 5 1/2"

TRADITIONAL BEADED CASING

	WOCS007	3/4" x 3 1/2"
	WOCS008	3/4" x 4 1/4"
	WOCS009	3/4" x 5 1/4"
	WOCS010	3/4" x 3 1/2"

TRADITIONAL NICKEL GAP *

	WOSN6	3/4" x 5 1/2"
	WOSN8	3/4" x 7 1/4"

*Not to be confused with WindsorONE
Shiplap Boards, see opp. page



BUILD AMERICA

Manufactured in the U.S.A.,
craftsmanship from
Willits, CA & Surry, VA.



HEALTH STARTS AT HOME

Gold Indoor Air Quality Rating
with a 30 yr warranty against
rot, insects and mold.



CRAFTSMANSHIP PAYS

Show off the detail work on
your projects and generate
more referrals.

TRADITIONAL MOLDINGS

CASINGS

	WOCS001	3/4" x 5 1/2"
	WOCS003	3/4" x 4 1/4"
	WOCS005	1 3/16" x 4 3/8"
	WOCS007	3/4" x 3 1/2"

CROWNS

	WOCM001	3/4" x 3 13/32"
	WOCM004	1 1/16" x 4"
	WOCM005	3/4" x 4 5/16"
	WOCM006	3/4" x 4 1/16"

DETAIL

	WOSP001	7/8" x 1 1/4"
	WOPM004	3/4" x 1 3/4"
	WOST001	7/16" x 1 1/16"
	WOST004	1/2" x 1 7/8"
	WOCV001	3/4" x 7/8"
	WOBS001	1/2" x 3/4"
	WOBB001	7/8" x 1 3/4"
	WOBB002	3/4" x 3/4"

APRONS

	WOCS004	3/4" x 3 3/16"
	WOCS006	3/4" x 3 3/16"
	WOCS007	3/4" x 3 1/2"

STOOLS

	WOWS001	1 1/16" x 4 1/2"
	WOWS002	1 1/16" x 4 1/4"

CAPS

	WOHC001	1 5/16" x 2 1/4"
	WOWC002	1 1/8" x 3"
	WOWC003	1 3/8" x 1 3/4"
	WOWC006	1 5/8" x 2 5/8"

BASES

	WOBM001	1 3/16" x 7 1/4"
	WOBM002	3/4" x 5 1/2"
	WOBM003	3/4" x 7 1/4"
	WOBM004	3/4" x 7 1/4"
	WOPB001	1 3/8" x 8"

SPECIALTY

	WOCH001	1 5/8" x 2 1/4"
	WOCM002	3/4" x 4 5/16"
	WOCM003	1 5/8" x 4"



Eastern White Cedar Shingles

PARKSITE
BALTIMORE, MD

Product
Availability Sheet



SQUARELY THE BEST.

Maibec is the largest manufacturer of Eastern white cedar shingles in North America. It's a title enjoyed since 1964. As the recognized benchmark for quality in the wood shingle industry, Maibec shingles can be used to enhance the original beauty of a home, emphasize its architectural details, or pair harmoniously with other materials for a more contemporary look.

NEW! ONE SHINGLE GRADE

Chatham (Grade AB)
Blended Extra and Clear



No imperfections on the exposed face available in extra widths. Available in all 1 and 2 coat stock colors and custom colors.



STOCKED OPTIONS

Chatham (AB Grade)

NATURAL



KD - Kiln Dried


1 COAT



Primed White



Light Grey H2O



Dark Grey H2O

Maibec's innovative H2BO stain speeds up or imitates that gorgeous sun-bleached look.


2 COATS




Ultra White




Seacoast



Gray



Driftwood



Cape Cod Gray



Roseate Tern



Lighthouse Gray

How to Calculate

all calculations should round up to ensure enough material

HOW TO CALCULATE THE AMOUNT OF SIDING NEEDED

Example – Area to cover: 1,000 ft²

For 5" exposure, add 3% to the area to cover

$$1,000 \text{ ft}^2 \times 1.03 = 1,030 \text{ ft}^2$$

$$1 \text{ box} = 25 \text{ ft}^2$$

$$1030 \text{ ft}^2 = 41.2 \text{ (round up to 42 boxes)}$$



Maibec Stave Lake™

Genuine Western Red Cedar Wood Siding

PARKSITE
BALTIMORE, MD


Product
Availability Sheet



STAVE LAKE CEDAR


Maibec manufactures Western Red Cedar shingles through their Maibec Stave Lake Genuine Wood Siding line. These WRC products are sourced from the most established Cedar Shingle and Shake Bureau (CSSB) graded mills resulting in consistent product quality across grades, widths and thicknesses. With a combined 150+ years in milling experience, quality milling and manufacturing processes, and superior wood finishes and application methods, you can trust Stave Lake Cedar shingles from Maibec for long-lasting Western Red Cedar beauty.

PARKSITE STOCKED PRODUCTS - WESTERN RED CEDAR



#1 R&R NATURAL

- First growth tight grain
- Clean sawn faces
- Overall wide shingles
- Consistent thickness




#1 NATURAL GROOVED

- Straight grooved lines
- Even grooving to the top
- Screened to have no broken tips and butt shatter



#1 PRIMED GRAY SANDED

- Applied with Stave's exclusive high hide oil primer
- Base primer covers better than any primer on the market



#1 PRIMED GRAY GROOVED

- Straight grooved lines
- Even grooving to the top
- Screened to have no broken tips and butt shatter

PARKSITE STOCKED PRODUCTS - ALASKAN YELLOW CEDAR



#1 R&R NATURAL SANDED

- Faces may have limited raised grain as yellow cedar is a denser fiber

SPECIFICATIONS

LENGTH: 18" Lengths
THICKNESS: 7/16" Butt Thickness
SHAPE: Required and Rebutted

MOISTURE: Kiln Dried to 5%
WIDTHS: 3"-12", 10% max. 3-4"

VERSETTA STONE®

Versetta Stone® is a stone siding panel that is mortarless and cement-based. Its panelized design is installed with mechanical fasteners, allowing carpenters and contractors to recreate the beauty and craftsmanship of authentic stone masonry using nails or screws.



QUALITY




SYSTEM



SELECTION



SPEED




LEDGESTONE



Northern Ash




Mission Point



Plum Creek



Sand








Sterling




Terra Rosa

TIGHT-CUT



VERSETTA STONE®


AVAILABLE VERSETTA STONE SYSTEM ACCESSORIES




Universal Corner




Flat Panel




Wainscot Cap




Light Box



J-Channel



Starter Strip



Receptacle Box

ACCESSORY COLORS

ITEM	COLOR
Wainscot Cap/Sill	Taupe Charcoal Stone Grey
Trim Stones	Taupe Charcoal
Receptacle Box	Taupe Charcoal
Light Box	Taupe Charcoal



FLAT PANEL

The main component of the Boral Versetta Stone® system, the Flat panel covers two square feet and weighs approximately 17 lbs. Each panel is embedded with a G-90 galvanized nail strip that allows for easy installation with mechanical fasteners. The built-in rain screen and other moisture management features ensure proper water drainage.



UNIVERSAL CORNER

The Universal Corner panels are the same size and shape as Flat panels but have finished ends. Universal Corner panels fit neatly with Flat panels and are designed for use on end wall terminations and for inside and outside corners.



Beautiful, durable and easy to install

The #1 brand in trim has a premium siding solution designed to reduce the installation frustrations of traditional siding materials while providing longer-lasting durability. AZEK[®] Shingle matches the attractive texture of cedar shingles while adding the performance and low-maintenance benefits of rot-proof PVC building materials. Leveraging our innovative new PaintPro[®] Technology, AZEK Shingle offers a faster dry time, superior paint adhesion and long-lasting paint performance. Delivering classic beauty with superior durability has never been so effortless.

Effort, less.

Less Risk


- Industry leading Lifetime Limited Warranty
- Enhanced paintability, superior paint adhesion and long-lasting performance
- Moisture-resistant; will not rot, delaminate, decay, split or splinter
- Insect-resistant; unappetizing to destructive pests

Less Hassle

- No special saws or ventilation equipment required for cutting, no silica dust
- No need to seal cut edges and scrapes for water protection
- Up to 60% lighter than fiber cement
- Flexibility and easier handling help prevent shipping or on-site breakage

Less Limitation

- Looks great with wide range of siding and trim materials
- Keyway width and tab variation creates beautiful and natural aesthetic
- Approved for use in ground contact and roof line installs
- Ideal for high moisture, coastal and extreme weather areas

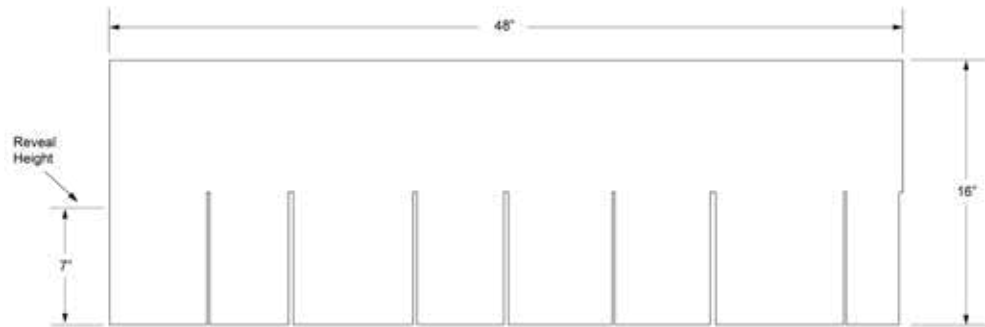


Made in
the USA

Available in Two Classic Styles

Straight Edge Shingle

Consistency with a dash of variety. Uniform horizontal lines with varied width tabs and keyways for the most natural-looking shingle to beautifully complement modern or classic exterior architecture.

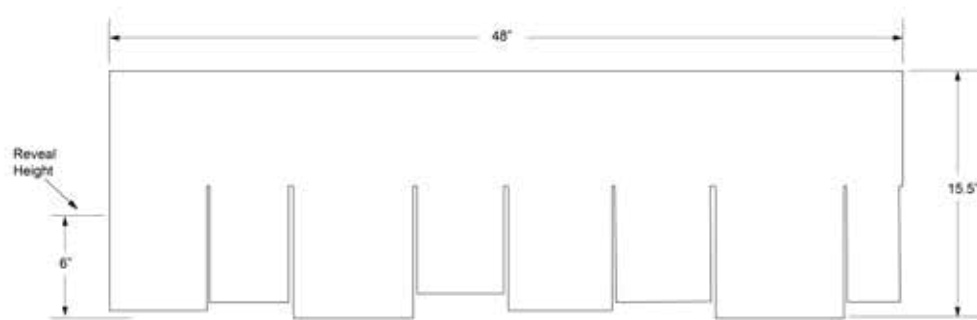


Straight Edge

- 7" reveal
- 43 panels per square

Staggered Edge Shingle

Patterns with individual character, dimension and diversity. Each random edge panel enhances the overall pattern for an amazing exterior picture. Beautiful variety in both vertical and horizontal lines.



Staggered Edge

- 6" reveal
- 50 panels per square

Easy to Install, Easier to Maintain

Our designs and innovations come to life with contractors constantly in mind. Save time and money with beautiful, diverse materials that are easier to install with long-lasting performance.

Installation Benefits:

- No special tools required
- Engineered polymer is lightweight and durable
- Flexible, durable material helps prevent on-site breakage
- No need to seal cut edges and scrapes for water protection
- Route and cut without splitting
- Uniform finish; no surface irregularities to work around

Low-Maintenance Performance:

- Moisture-resistant
- Will not rot, split, splinter, peel, warp or swell from moisture
- Maintains beautiful finish even through harsh weather
- Insect-resistant; unappetizing to destructive pests



AZEK® Trim with the AZEK® Edge has precise sealed edges on all 4 sides.

Made of cellular PVC that resists the tests of time and weather, AZEK® Trim is the best high-performance trim product on the market.


- Impervious to moisture and insects
- Perfect for ground contact application
- 25 year warranty
- Tightest board tolerance in the industry
- Easier to clean
- Maintains a "like new" appearance in all types of weather
- Does not require paint for protection
- Building Code listing ESR-1074



SHEET GOODS, PROFILES, AND CORNER BOARDS



1-Piece Skirt Board



Edge and Center Bead



T&G Shiplap



Corner Boards
One-piece with smooth outside edge



Integrated Drip Edge
8"



Beadboard Sheet



T&G Nickel Gap WP4



J-Casing
18' length



Quick Corner
4" x 4"



Column Wrap
8'6" length


ADD DECORATIVE DETAILING WITH MOULDING

The best looking, highest performing wood replacement line of mouldings available in the market.

Backed by AZEK's promise of high-quality and lasting performance, AZEK Moulding will retain a like new appearance despite the tests of time and weather. AZEK Moulding offers greater stability and predictability when fastening and minimizes expansion and contraction. Unlike traditional wood moulding, AZEK Moulding is moisture and insect resistant and does not cup, rot, or split.

- Impervious to moisture and insects
- Perfect for ground contact application
- 25 year warranty
- Tightest board tolerance in the industry
- Easier to clean
- Maintains a "like new" appearance in all types of weather
- Does not require paint for protection
- Building Code listing ESR-1074

FEATURED STYLES AND PROFILES



visit azek.com/moulding
for complete portfolio



PVC Trim with PaintPro® Technology

PVC Trim Engineered for Paint



A Superior Substrate for Painting Trim


PaintPro Technology is a revolutionary development in cellular PVC for exterior trim. Eliminate painting prep and slow dry times while still providing a superior bond with paint for longer-lasting beauty. Say goodbye to paint chipping, peeling, and cracking on exterior trim that occurs from moisture absorption of porous materials.

- No sanding, priming, or other special prep needed
- Faster dry times
- Superior paint adhesion
- Stronger bond with paint prevents splits, chips, or flakes
- Long-lasting, low maintenance performance

Paint Requirements

- Must be painted within 180 days after installation
- For lighter colors with a Light Reflective Value (LRV) 55 or greater: paint can be 100% acrylic latex exterior paint or a pre-set color from a paint formulated for vinyl siding
- For darker colors with LRV Less than 55: use pre-set color from a paint formulated for vinyl siding or a coating with solar/heat reflective pigments
- For custom colors, use a coating with solar/heat reflective pigments

Reversible, Two-Sided Finish



5/4 TRIMBOARD			
NOMINAL	ACTUAL		LENGTHS
5/4 x 4 x 16	1"x 3 1/2" x 16'		16'
5/4 x 6 x 16	1"x 5 1/2" x 16'		16'
5/4 x 8 x 16	1"x 7 1/4" x 16'		16'
5/4 x 10 x 16	1"x 9 1/4" x 16'		16'
5/4 x 12 x 16	1"x 11 1/4" x 16'		16'
4/4 TRIMBOARD			
NOMINAL	ACTUAL		LENGTHS
4/4 x 2 x 16 NEW	3/4" x 1 1/2" x 16'		16'
4/4 x 3 x 16 NEW	3/4" x 2 1/2" x 16'		16'
4/4 x 4 x 16	3/4" x 3 1/2" x 16'		16'
4/4 x 6 x 16	3/4" x 5 1/2" x 16'		16'
4/4 x 8 x 16	3/4" x 7 1/4" x 16'		16'
4/4 x 10 x 16	3/4" x 9 1/4" x 16'		16'
4/4 x 12 x 16	3/4" x 11 1/4" x 16'		16'
SHEET			
ACTUAL	8'	10'	12'
1/2" NEW	4' x 8'	4' x 10'	4' x 12'
3/4"	4' x 8'	4' x 10'	—



PVC Trim with PaintPro® Technology

PVC Trim Engineered for Paint

Problem Wood Trim

Paint Failure:

Chipping, Peeling,
Warping, Rotting
and Replacing.

Solution PaintPro®

Durable Finish:

Superior bond
with paint for
long lasting,
low-maintenance
beauty.

AZEK® PVC Trim with PaintPro® Technology was engineered to be the lowest maintenance paintable in the market with superior paintability, fast dry times and long-lasting paint adhesion



Mold & Moisture Resistant



Weather Resistant



Termite & Insect Resistant



Will Not Rot, Split, Splinter, Warp or Swell



Enhanced Paintability

Better Fastener, Better Aesthetic



When using PaintPro Trim, choose Collated PaintPro Cortex® plugs and paint to match trim color.



Use AZEK adhesives, sealants and accessories for fast, easy installation and enduring strength.

Learn more at [AZEKexteriors.com/products/adhesives-and-tools](https://www.AZEKexteriors.com/products/adhesives-and-tools)



Additional 15-Year Paint and Labor Warranty Available

AquaSurTech D100 paint and TruStain products add another layer of premium to PaintPro. Choose from solid or wood grain finish. Brush or spray any color paint to form a powerful molecular bond with the trim substrate. Minimal heat build (even in dark colors) and a flexible finish coating protect AquaSurTech from fading, flaking or peeling. AquaSurTech's 15-year limited warranty protects their paints and stains while the AZEK® Limited Lifetime Warranty protects the substrate.

TimberTech AZEK® Decking

Discover the decking that is revolutionizing designer outdoor living spaces. Bring stylish sophistication and premium performance to backyards everywhere. Made from the most advanced material technology in both the cap and core, TimberTech® AZEK® Decking is the most resistant to the elements, stays cooler on sunny days, and offers up to 40% better slip resistance than competitors. With narrow, standard, and wide width boards available, designing a truly one-of-a-kind deck is easy.



Photo: AZEK® Decking in Coastline®

Vintage Collection®

Explore the “Designer Series” of decking that’s engineered for those looking for unrivaled style and performance — and features a complex blend of multi-color highlights and lowlights as well as an elegant wire-brushed, low-gloss finish.

- All colors available in narrow, standard, and wide widths
- Vintage MAX is a 1.5” thick board, that can be installed 24” on center. Available in Coastline.



COASTLINE®



ENGLISH
WALNUT®



WEATHERED
TEAK®



MAHOGANY



DARK
HICKORY

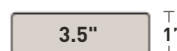


CYPRESS®
(SPECIAL ORDER)

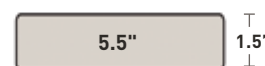


Profile Options

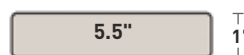
NARROW



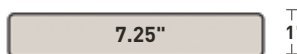
MAX



STANDARD



WIDE



Landmark Collection™

Discover the refined charm of a cathedral wood grain complemented by a cross-cut finish in three unique, bold colors boasting a dramatic, cascading visual.


- All colors available in standard width



Harvest Collection®

Tie in traditional, cathedral wood grain patterns and a soft, solid color palette when using boards from this dynamic TimberTech® AZEK® collection.

- Brownstone and Slate Gray available in wide widths
- Harvest MAX is a 1.5" thick board, that can be installed 24" on center. Available in Slate Gray.



AZEK® Porch

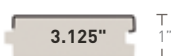
Crank up the porch appeal outside your own front door. New wide width porch boards offer design versatility and unrivaled performance. Tongue-and-groove installation allow for smaller gaps between boards. Tap into the timeless beauty of a well-thought-out porch without sacrificing modern convenience of technologically advanced materials that will last for decades to come.

- Coastline®, Mahogany, Weathered Teak®, and Dark Hickory available in wide width

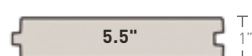


Profile Options

STANDARD



WIDE



Although AZEK Deck products are cooler to the touch than many other deck board products, all decking products will get hot in the sun. Additionally, the darker the decking color, the hotter it will feel. For hotter climates, consider choosing a lighter color.



TimberTech PRO® Decking




Explore premium decking in bold, beautiful colors with exceptional cap protection. Boards in these collections are covered from top to bottom and in the grooves with advanced Mold Guard™ Technology to prevent moisture damage. Composed of up to 80% recycled material and offering color options ranging from solid to infinitely variable, the TimberTech® PRO® Decking line doesn't disappoint.



Photo: PRO® Decking in Tigerwood®

Legacy Collection

Bring artisanal decking with a cascading, highly complex blend of natural-looking colors and a hand-scraped texture to your deck design.



ESPRESSO™



WHITEWASH
CEDAR™




TIGERWOOD



ASHWOOD



PECAN




MOCHA

Reserve Collection


Inspired by reclaimed wood, the rustic wire-brushed finish highlights a classic cathedral wood grain and offers better scratch resistance than competitors.



DRIFTWOOD



ANTIQUE
LEATHER™



DARK ROAST™

Terrain Collection®

Tap into the earthy and elegant moderately variegated and monochromatic colors of the Terrain Collection for a timeless, rugged deck that'll complete your outdoor living space.



RUSTIC ELM®



STONE ASH®



SILVER MAPLE



BROWN OAK



SANDY BIRCH
(SPECIAL ORDER)

TimberTech EDGE® Decking

Step up into the world of long-lasting, low-maintenance, capped composite decking. This attainable composite decking line allows homeowners to ditch the costly and laborious maintenance that comes with traditional wood for good! Plus, it's composed of up to 80% recycled materials, making it the sustainable option. With TimberTech® EDGE® Decking, backyards everywhere can venture into the world of composites that look good initially and for decades to come.



Prime+ Collection®

Browse this selection of simply beautiful decking with a subtle blend of colors and a stunning straight grain pattern.



COCONUT
HUSK™

SEA SALT
GRAY

DARK
COCOA

Prime Collection™

Design your ideal deck with these earthy and inspiring hues comprised of solid colors and a subtle, straight grain pattern on every board.



MARITIME
GRAY™

DARK TEAK™

SCALLOPED PROFILE



Premier Collection


Design your ideal deck with these earthy and inspiring hues comprised of solid colors and a subtle, straight grain pattern on every board.



MARITIME
GRAY™

DARK TEAK™

FULL PROFILE



Choose What's Right for You

Whatever your outdoor living needs, TimberTech® has the right collection for you. Compare decking across our nature-inspired product lines and discover enduringly beautiful outdoor living solutions. Scan the QR code with your smart phone's camera to explore our collections, order samples, access inspirational design, and utilize our cost calculator.

SCAN THIS QR CODE
TO LEARN MORE



Photo: EDGE® Decking in Coconut Husk™

Decking Fasteners

Opt for the best fastening systems to install your deck. These high-quality fasteners give decks added strength and integrity for years to come.



Hidden Fasteners

POPULAR CHOICE
CONCEALoc®
USE WITH ALL TIMBERTECH® GROOVED DECK BOARDS
Screws and clips with a matte brown finish for a hidden appearance.

POPULAR CHOICE
Cortex®
USE WITH ALL FULL PROFILE TIMBERTECH® DECK BOARDS
Top-down fastener with color-matched plugs made from TimberTech deck boards for the ultimate fastener-free surface.

FUSIONLoc®
USE WITH ALL TIMBERTECH® GROOVED DECK BOARDS
Stainless Steel clip provides a secure board-to-joint connection with a hidden appearance.

SIDELoc™
USE WITH TIMBERTECH® AZEK® SQUARE SHOULDERED DECK BOARDS
Use SIDELoc guide to drive stainless steel screws to the perfect depth creating an 1/8" board spacing.

EDGELoc
USE WITH TIMBERTECH® EDGE® GROOVED DECK BOARDS
Nylon 12-clip collated strip & pre-set stainless steel screws provide a consistent 7/32" gap.

Color-Matched Fasteners

TOPLoc™ for AZEK®
USE WITH ALL TIMBERTECH® AZEK® DECK BOARDS
Color-matched, stainless steel decking fasteners.

TOPLoc™ for EDGE® & PRO®
USE WITH ALL TIMBERTECH® PRO® AND TIMBERTECH® EDGE® DECK BOARDS
Top-down, color-matched, carbon steel deck fasteners.

TOPLoc™ Fascia for AZEK®
USE WITH ALL TIMBERTECH® AZEK® FASCIA BOARDS
Color-matched stainless steel fastener designed for fascia boards.

TOPLoc™ Fascia for EDGE® & PRO®
USE WITH ALL TIMBERTECH® PRO® AND TIMBERTECH® EDGE® FASCIA BOARDS
Color-matched stainless steel fastener designed for fascia boards.

TimberTech® DeckCleaner™

Field tested and approved specifically for all TimberTech® capped decking and railing products. The best solution for seasonal clean-up and to help remove common, everyday spills and stubborn spots.



	AZEK® Deck & Porch Collections			PRO® Deck Collections			EDGE® Deck Collections		Specialty Deck Collections	TimberTech Products		
	Vintage	Landmark	Harvest	Legacy	Reserve	Terrain	Prime+	Prime	Reliaboard®	Capped Composite Rail	Aluminum Rail	DrySpace
TimberTech DeckCleaner	•	•	•	•	•	•	•	•		•	•	•
Stiff Natural Fiber Deck Scrub Brush	•	•	•									
Medium Stiffness Nylon Bristle Deck Scrub Brush				•	•	•	•	•	•			
Terry Cloth										•	•	•

Composite Railing

Discover gorgeous railing profiles that range from modern and sleek to a more traditional, milled wood look. Composed of the same strong materials in our capped composite decking, these railings are impervious to mold- and moisture damage due to the all-synthetic cap that won't weather or splinter. Tap into these time-honored profiles to complement any deck.



Classic Composite Series

Discover these gorgeous railing profiles that boast a traditional milled wood look.

TOP RAIL OPTIONS



DRINK RAIL

Compatible with full profile, square shouldered boards



RADIANCE RAIL®



PREMIER RAILING®



TRADEMARK RAIL™

Only Available in White and Matte White



CONTEMPORARY TOP RAIL

Only available in Classic Black and Traditional Walnut

Color



MATTE WHITE

Includes 25yr Fade & Stain Warranty



WHITE



BLACK


Infill Options



COMPOSITE



ALUMINUM



CABLERAIL



GLASS

RadianceRail Express®

Offers value and easy installation that complements any home's exterior.



Color



WHITE



BLACK

Infill Options



COMPOSITE



ALUMINUM

Ask about the Smart Set (includes all components in a single carton to make ordering and installation easier)



Builder Rail

A modern railing profile that uses a deck board as the top rail for an easy tie in to your decking.



Color



CLASSIC BLACK



TRADITIONAL WALNUT



METAL



GLASS

For a top rail, select standard width, full profile, square-shoulder deck boards.

Metal Railing

Keep your sightlines clear and your design lines sleek with the railings in this category. Designed for style and safety, decks with these railings gain an added air of sophistication. Railing is the first thing neighbors see when they peek into each other's yards, make a style statement with a minimalist metal railing.




Impression Rail Express®

Lean into a minimalist railing profile with this pre-assembled, easy-to-install aluminum panel system.










Impression Rail™

Bring beautiful views of your backyard to the forefront with this modern, aluminum railing that allows you to mix and match materials.



Lighting

Add the finishing touches to your deck and railing project with quality lighting options. Our lighting radiates sophistication and quality—an elegant enhancement to an already beautiful space.

IN-DECK LIGHTING	COMPOSITE RAIL LIGHTING	IMPRESSION RAIL EXPRESS® LIGHTING
		
<p>In-Deck Light</p> <p>A subtle touch for deck perimeters. Available in Architectural Bronze.</p>	<p>Accent Light</p> <p>Available in Matte White, White and Architectural Bronze for composite posts.</p>	<p>Under Rail Light</p> <p>A hidden glow between balusters for composite railing.</p>
		
<p>Riser Light</p> <p>Used on steps and tiered platforms. Available in White and Architectural Bronze.</p>	<p>Post Cap Light</p> <p>Available for 4", 5", and 5.5" composite caps.</p>	<p>Perimeter Light Post Cap</p> <p>Brighten your deck space with this post cap light. Available in Black, White, and Dark Bronze.</p>
		
		<p>Indirect Light Post Cap</p> <p>Add a soft glow to your railing posts. Available in Black, White, and Dark Bronze.</p>



Expand Your Outdoor Space

Ideal for second-story decks, DrySpace is an under-deck water management system that collects and channels moisture so homeowners can make the most of the space below. It is easily attached to new or existing deck joists, and comes in two colors that lighten and brighten the area under your deck. DrySpace is made of solid extruded vinyl for maximum strength, durability, and weather resistance.

Colors:



DrySpace Benefits:

- Expand your outdoor living space
- Keeps furniture and decor protected from the elements
- Creates a clean, finished appearance
- Opportunity to harvest rainwater from gutter or downspout to save on outdoor watering
- Unlike other products on the market, DrySpace can be installed with new or existing decks

DrySpace Details:

- Compatible with TimberTech[®] AZEK[®], PRO[™], and EDGE[™] Decking
- Kits available for 12" on-center spans in 12' lengths and 16" on-center spans in 12' and 16' lengths
- Also available in bulk as individual components
- Available in two colors: Bone or White
- 25-Year Limited Warranty for residential applications

DrySpace Components:

DrySpace kits and individual components are available to fit most common deck dimensions. The kits include all of the parts needed for an easy, seamless installation using standard tools.

V-Panel



Ledger F Bracket



Single Combo Bracket




Double Combo Bracket



DrySpace[™] system is manufactured for TimberTech by Engineered Profiles, LLC. Engineered Profiles' use of the mark DrySpace[™] is with consent of DrySpace Inc., in Columbus, Ohio. Engineered Profiles and DrySpace Inc. are not affiliated in any way. Neither company warrants the good or services of the other.

POST CAPS



VERSACAPS™ POST CAPS

VersaCaps™ add style to posts made of wood, vinyl or composite, and work with our CXT post sleeves as well as most leading post sleeves on the market. Available in copper, bronze, black and white.

4x4 Copper High Point
Includes three inserts to fit
post sizes up to 4-5/8"

6x6 Bronze Glass
Panel Solar Light
Includes two inserts to fit
post sizes up to 5-1/2"

SOLAR POST CAPS



Solar
Available in Copper, Stainless, Pewter and Black

VISIT DECKORATORS.COM FOR
COMPLETE LIST OF SIZES



Dynasty Copper and
Gunmetal Black

Copper Solar -
Cedar

Solar Filigreed
Chevron

Solar Labyrinth

Post caps available in 4x4 and 6x6 base sizes,
with pressure-treated or cedar bases.

METAL POST CAPS



Victoria High Point
Available in Copper, Stainless, and Black in 4" and 6"

Post Point
Available in Copper and Black

WOOD POST CAPS



Newport High Pyramid

Newport Classic

Newport Copper
High Top

Newport Ball

Hatteras Flat Top

ALUMINUM AND SCENIC GLASS BALUSTERS



Gray Fieldstone Postcover




Gray Cobblestone Postcover



Beige Stacked Stone Postcover

Fits over 4x4 or 6x6 posts and available in 42" and 53" heights
(Inside dimensions 5-3/4" x 5-3/4")

DECK & STAIR LIGHTING KITS



POSTCOVERS



2-piece postcovers and caps also available



Solar Woodland Gray Postcover Cap



Gray Plateau Postcover Cap




Copper Postcover Cap



Woodland Gray Postcover Cap




4" LUNA POST CAP



2.5" LUNA POST CAP



12V LED NUVI DECK SCENCE



12V LED LUNA STEP LIGHT



12V LED ROUND POST SCENCE
12V LED SQUARE POST SCENCE




PLASTIC LATTICE

Decoracors®
Go Beyond Ordinary




CLASSIC DIAMOND

2.85" opening
4' x 8' available
in all colors
2' x 8' available
in white only




PRIVACY DIAMOND

1.11" opening
4' x 8' available
in all colors



PRIVACY SQUARE

1.75" opening
4' x 8' available
in white and
black



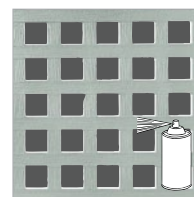
NEW! PAINTABLE CLASSIC DIAMOND

2.85" opening
Available in
4' x 8' panels



NEW! PAINTABLE PRIVACY DIAMOND

1.11" opening
Available in
4' x 8' panels



NEW! PAINTABLE PRIVACY SQUARE

1.75" opening
Available in
4' x 8' panels



Black Privacy Square

PLASTIC LATTICE

Decorators plastic lattice offers unlimited opportunity to breathe new life into outdoor spaces. Sturdy and attractive, Decorators lattice won't rot, split or peel.

COLOR OPTIONS



White



Almond



Khaki



Gray



Clay




Cedar



Redwood



Dark Brown



Black



Light Green



Dark Green

NOTE: The colors represented here are reproduced with printers' inks and may vary from actual products. For actual product colors, please visit your local Decorators dealer.

PAINTABLE PLASTIC LATTICE

Decorators all-new paintable lattice allows you to customize your look with the colors you love most.



NEW! Paintable

Painting tips:

- Wash the surface of the lattice with a mixture of warm water and dish soap. Rinse and allow to dry completely.
- Apply two generous coats of aerosol primer for plastic* as instructed on the manufacturer's label. Allow to dry between coats.
- Once dry, cover entire surface with two thin coats of any aerosol paint, per product instructions, letting each coat dry well.

* Or, if you prefer to use aerosol paint made specifically for plastic, there's no primer needed. Simply follow the manufacturer's instructions on the label.



Black Classic Diamond



Universal Consumer Products Inc. offers an express limited warranty for Decorators Paintable Plastic Lattice at Decorators.com



Add a new dimension to your projects with Woodway Products, the industry standard for quality.

BENEFITS



High-Quality Lumber



Strong & Durable Design





Simple Installation



Environmentally Friendly

LATTICE


Clear Grade Lattice



Range of acceptable wood

The finest wood lattice on the market. Our Clear grade lattice is made entirely of smooth-sawn clear lath. An occasional bird's-eye or pin knot is permitted, but no holes, wane, splits or stains are allowed. These panels are assembled with gluecoated stainless steel fasteners to eliminate rust stains.


No. 1 Grade Lattice



Range of acceptable wood


Made of carefully pre-graded, smooth sawn lath to ensure fine appearance and consistently well manufactured, durable panels. These lattice panels contain a proportion of clear lath, but allow sound knots and other minor wood defects. These panels are assembled with glue-coated galvanized fasteners.

Patterns & Spacing




Square Privacy Lattice

1 1/2" lath width (+/- 1/16"),
1 15/16" nominal openings
(+/- 1/8")




Square Garden Lattice

1 1/2" lath width (+/- 1/16"),
2 1/2" nominal openings
(+/- 1/8")




Diagonal Privacy Lattice

1 1/2" lath width (+/- 1/16"), 1
7/8" nominal openings (+/- 1/8")



Diagonal Garden Lattice


1 1/2" lath width (+/- 1/16"), 2
3/4" nominal openings (+/- 1/8")



Diagonal Privacy Plus Lattice

1 1/2" lath width (+/- 1/16"), 15/16"
nominal openings (+/- 1/8")


*Cap and Divider
Mouldings are
also available.*



Monterey

Lath widths: 2 1/2"
(+/- 1/16") large lath,
1 1/16" (+/- 1/16")
narrow lath. Multiple
opening sizes.

Species: Western Red Cedar, Redwood



Catalina

Lath widths: 2 1/2"
(+/- 1/16") large lath,
1 1/16" (+/- 1/16")
narrow lath. Multiple
opening sizes.

Species: Western Red Cedar, Redwood

*Meeting safety requirements
with innovative beauty.*

Protecting Families with Egress Code Compliance

Wellcraft offers an innovative range of complete egress systems that beautify and brighten a basement while ensuring safety and code compliance. The enhanced safety features are combined with superior durability and unique style. Our wells, well covers and windows keep their integrity without any maintenance required.

- Offers Beauty and Safety
- Complies with the Law
- Dependable
- Easy-To-Install System
- Maintenance-Free

www.wellcraftwells.com



5600 Egress Window Well
Fits 4 ft. Windows



2060 Egress Window Well
Fits 4 ft. Windows



2062 Egress Window Well
Fits 3 ft. Windows



6700 Egress Window Well
Fits 5 ft. Windows



Cover sold separately
for all models.

Available in gray and sandstone

*Cedar Valley Shingle Panels are handcrafted
with highest grades of Western Red Cedar.*



CEDAR VALLEY

Handcrafted Shingle Panels

**Considered the finest panels
available for residential and
commercial construction,
Cedar Valley Shingle Panels are
handcrafted with the highest
grades of Western Red Cedar.**

- Full coverage backer
- Faster application
- Added moisture protection
- Quality assurance
- Design flexibility
- Real shingles=Real shingle look
- Overlapping end joints
- Stiff panels
- Moisture protection
- Double fastening
- Direct to stud application
- Self-aligning feature
- Energy efficient
- Individual shingles
- Takes stain or paint better
- Flush corners

Available Options:

Standard Shingle Panels



Decorator Panels




Single Course Panels



Corners



www.cedar-valley.com



EASTERN WHITE PINE

Parksite stocking and selling
Premium & Standard Grades
in Boards, Patterns & Siding.

Robbins Lumber is a 5th generation family-owned company started in 1881. Producing the highest quality eastern white pine available in the market today.



www.rlco.com

SOUTHERN YELLOW PINE



J.W. JONES LUMBER CO.
NC KILN DRIED PINE • BAND SAWN HARDWOOD

- Full line of Southern Yellow Pine patterns
- Stormguard II primed porch flooring
- C&Btr boards & stepping
- C&Btr Southern Pine

We respect our clients the same way we respect our wood. We've had an old-fashioned commitment to the quality of our business and our product since Mr. Johnny W. Jones, Sr. opened our first mill in 1939.



www.mackeysferrysawmill.com/jones

Ipé Decking

by Parksite

Setting the Standard in Maintenance Free Decking

- **Beauty and Luxury:** natural color is rich and luxurious with a consistent graining that is knot free.
- **Durability and Longevity:** three times more dense than oak.
- **25-Year Warranty:** chemicals are not needed to maintain an impenetrable surface against wood decay and insects.

Ipé Decking Features & Benefits

An Ipé deck will be one of the strongest structures on your property. Its strength can be attributed to the natural oils and highly concentrated density levels contained in the wood. This combination is what will make your Ipé wood deck stand the test of time. Your new Ipé deck will be able to:

- Provide extreme insect resistance
- Stay cool because it doesn't absorb heat
- Repel wood rot & decay
- Hold up under extreme traffic & heavy use
- Resist mold & fungus
- Outlast composite materials
- Resist scratches & slivers
- Have increased slip resistance



With access to our wholly owned and operated U.S. lumber mills, you can customize your order of Ipé wood decking to your specifications. Don't forget, you can also get Ipé decking lengths up to 20 feet!

There are three common Ipé decking profiles:



Regular E4E S4S

Pre-Grooved


Tongue & Groove



PREMIUM BATU DECKING

Strong, Naturally Beautiful & Stable

- Distinctive Grain & Rich Color
- 8'-20' Even Length Only Tallies
- Kiln Dried for Maximum Stability
- Resists Checking
- Excellent Durability
- ASTM Fire Tested – Class A
- Long term Sustainability
- Nearly blemish-free with excellent color consistency



www.parksite.com

western red cedar

Western Red Cedar is one of North America's great renewable resources. Slow growing and naturally durable, Western Red Cedar has one of the longest life spans of any North American softwood.

It is free from pitch and its heartwood has natural decay resistance. Its low density gives it an insulation value superior to most other species. Light weight, easy to work, easy to finish, possessing outstanding dimensional stability, Western Red Cedar is a preferred wood for nearly all purposes where attractive appearance or resistance to weather is important.



Attractive Appearance



Dimensionally Stable



Strong and Versatile



Naturally Resistant to Decay & Insect Damage




Pitch and Resin Free



Easy to Work



Lightweight




Siding and Cladding




Deck and Porch




DIY Projects



Commercial Applications



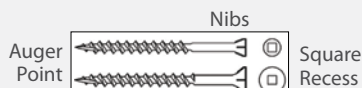

Interior Design



Beams and Timber

HEADCOTE®

STAINLESS STEEL SCREWS
WITH COLOR COATED HEADS




- AZEK® Deck color matched screws
- Greatly improved appearance
- Increased owner satisfaction
- Grade 305 and 316 stainless steel quality and durability
- Approved for ACQ treated lumber
- Proven and tested in the marketplace since 2003

DeckFast® Composite

DECKFAST®

HIGH QUALITY DECK SCREWS

Available Colors



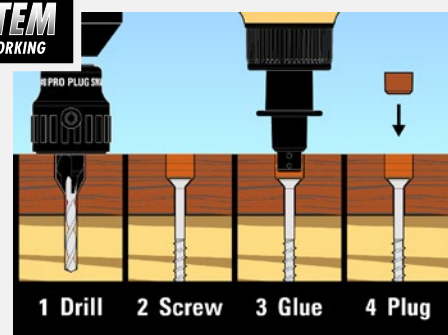
www.starbornindustries.com

Designed to eliminate the unsightly mushrooming that can occur in composite deck lumber with most ordinary screws and even some composite screws.



SMART-BIT® PRO PLUG™ SYSTEM

FOR DECKS, FLOORING AND WOODWORKING



PRO PLUG® SYSTEM FOR Wood

The Pro Plug® System for Wood is a superior and easy to install plug system for PVC Decking. The system consists of two components:

PRO PLUG® WOOD TOOL: The patented tool pre-drills and counter-bores to perfectly match the system's screws and plugs.

PRO PLUG® WOOD DECK KITS: Plugs are made from actual face grain wood material, so they match perfectly, with many species to choose from. Screws are available in Stainless Steel for decking and zinc plated for flooring. The patented Pro Plug Glue Nozzle coats the side of the hole for maximum holding power (glue not included).

CAMO™

*Changing the Face
of Decking™*

THE CAMO™ HIDDEN DECK FASTENING SYSTEM works on any treated lumber, hardwood, cedar, composite or PVC deckboard. CAMO™ deck screws and a CAMO™ Marksman tool combine to deliver a fastener-free deck surface at a price that makes getting the job easy and installing the deck even easier.



www.camofasteners.com

Also Available from CAMO™

- New Pro-X1 Tool
- New Narrow Board Tool
- Color Matched #316 Stainless Steel Deck Fasteners

Tiger Claw®

Hidden Deck Fasteners

*Finally a Better Way
to Build a Deck!*

Tiger Claw® is a stainless steel fastener with black oxide coating with stainless steel screws.

- Fastener available for all types of decking
- Saves installation time
- Reduces splitting, cupping and rotting
- Install from top side
- Preserves beauty of decking
- Requires no special tools
- Cost effective - one of the least expensive hidden deck fasteners

Fasteners



TC-1*
for Pressure-treated,
Cedar & Redwood



TC-2*
for Pressure-treated,
Cedar & Redwood



TC-3*
for Composite or Medium
Density Hardwoods



TC-4 *
for Stainless Steel
Hidden Deck Fastener



TC-G
for Grooved Decking



PROCLIP*
for Cellular PVC Decking




Patented, Collated, Stainless Steel, Hidden Fastener Decking Systems

- Easiest
- Fastest
- Invisible
- Strong
- Won't Rust



It's easy as:



100 square feet = 10 Minutes

www.deckfastener.com

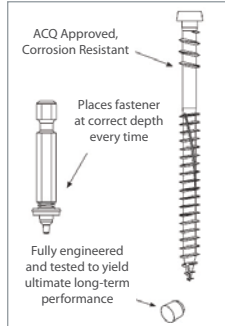
www.hid-fast.com



- Fast and Easy
- Strong Connection
- Cost Effective
- Fully Tested

The FastenMaster® Cortex™ Fastening System is the fastest, easiest way to conceal the heads of your deck screws on specific composite deck types.

Available for use with market leading composite and PVC deck boards.



The FastenMaster® TrimTop™ is a stainless steel trim screw engineered for use in a cellular PVC decking like AZEK® Deck and cedar, ipé and mahogany decking.


Color matched for AZEK® Deck.



Specially designed to eliminate the mushrooming effect caused by standard deck screws in composite deck materials.



No More Mushrooms!



No Pre-drilling. They ZIP right in! Engineered for multi-ply LVL, LSL and PSL applications.



- Approved for single-sided installation
- Higher side load capacity with fewer fasteners saves time and labor
- Prevents gapping or cupping between plies



Faster, Easier, Stronger than 1/2" lags.



- The first fastener engineered to attach deck ledger boards to a wooden house structure with no pre-drilling.
- Built-in washer head design eliminates the need for additional washer



No Pre-drilling. Stronger than 3/8" lags.



The FastenMaster® TimberLok® replace 3/8" lag screws and enables you to complete wood-to-wood projects faster, easier and stronger.



The speed of a LOK fastener. The strength of a through-bolted connection.

- No Predrilling
- Installs with an 18 volt cordless drill
- No drill bits or wrenches required
- Galvanized coating meets IRC ACQ corrosion requirement
- Lifetime performance guarantee



Photographs should not be used as a reference for fastening patterns



No Pre-drilling. Faster, Easier, Stronger than 3/8" lags. Non-Countersinking Head.



Spider Drive™ offers highest level of bit engagement and drivability



DuPont Tyvek Weatherization System

- Tyvek® HomeWrap®
- Tyvek® CommercialWrap®
- Tyvek® CommercialWrap® D
- Tyvek® StuccoWrap®
- Tyvek® DrainWrap™
- DuPont™ FlexWrap™ NF
- DuPont™ StraightFlash™
- DuPont™ StraightFlash™ VF
- DuPont™ Flashing Tape
- DuPont™ Tyvek® Tape
- DuPont™ Tyvek® Wrap Caps
- DuPont™ Residential Sealant
- DuPont™ Tyvek® Protec™
- DuPont™ Roof Protector™
- DuPont™ RainVent™ Batten
- DuPont™ Tyvek® DrainVent™ Rainscreen

Capped Polymer Decking

- TimberTech® AZEK
- TimberTech® AZEK Porch

Capped Composite Decking

- TimberTech® Edge
- TimberTech® Pro

Hardwood and Softwood Decking and Porch Flooring

- Ipé Decking
- Batu Decking
- Batu Porch Flooring
- Western Red Cedar (Clear and Knotty)
- Ipé 1x4 T&G (now in stock)

Deck Railings and Accessories

- Deckorators™ Balusters and Postcaps
- TimberTech® Railing

Decking Fasteners

- Cortex Concealed Fasteners
- ProPlug Concealed Fasteners
- Tiger Claw Deck Fasteners
- Headcote to match AZEK® Deck
- Deckfast for Composites
- HidFast Guns & Fasteners
- CAMO Hidden Deck Fastening System
- FusionLoc™ Collated Hidden Fastening System

Siding

- AZEK® Shingle Siding with PaintPro® Technology
- Cedar Siding - Clear, Knotty, FJ Primed (see lumber list for details)
- Cedar Valley
- Maibec® Eastern White Cedar Shingles
- Maibec® Stave Lake® Western Red / Alaskan Yellow Cedar Shingles

Roofing Products

- DuPont™ Tyvek® Protec™
- DuPont™ Roof Protector™
- WRC Shakes and Shingles

Trimboards

- AZEK® Traditional and Frontier Boards and Corners
- AZEK® PVC Trim with PaintPro® Technology
- AZEK® Panels
- AZEK® Adhesives
- Cedar Clear and Knotty
- WindsorONE® Trim Boards

Mouldings

- AZEK® Mouldings
- WindsorONE® Mouldings

Softwood Lumber

- See reverse side for extensive softwood lumber products and full list

Egress Products

- Wellcraft™ Egress Window Wells
- Egress Windows / Egress Well Covers

Hardwood Lumber

- Batu Lightning Brand
- Ipé Decking

Specialty Products

- PVC Lattice
- Western Red Cedar Woodway® Lattice
- DryFlekt® Diverters

General Fasteners

- TimberLok® Heavy Duty Wood Screw
- LedgerLok® Ledger Board Fastener
- TrussLok® Engineered Wood Fastener
- HeadLok® Heavy Duty Flathead Fastener
- ThruLok® Screw Bolt Fastening System

Versetta Stone™

- Colors - Plum Creek, Sterling, Terra Rosa, Northern Ash, Mission Point, Sand
- Styles - LedgeStone & Tight-Cut
- Flat Panels - 8" x 36"
- Universal Corners - 8" x 36"
- Wainscot Cap - 3.5" x 36"
- Trim Stone - 8" x 36"
- Starter Strips - 10'
- Light Boxes
- Receptacle Boxes

Scan for our full-line catalog!



or visit: <https://go.parksite.com/LBMCAT-MD>

Lumber List

Western Red Cedar Clear Bevel

- 1/2 x 6 Clear VG KD R/L 6-20
- 1/2 x 8 Clear VG KD R/L 6-20
- 3/4 x 8 Clear VG KD R/L 3-20
- 3/4 x 10 Clear VG KD R/L 3-20
- 1/2 x 6 A&Btr KD R/L 3-20
- 1/2 x 8 A&Btr KD R/L 3-20
- 3/4 x 8 A&Btr KD R/L 3-20
- 3/4 x 10 A&Btr KD R/L 3-20

Western Red Cedar FJ Primed Clear Bevel

- 1/2 x 6 A&Btr FJ Primed KD
- 1/2 x 8 A&Btr FJ Primed KD
- 1/2 x 8 CVG FJ Primed KD
- 3/4 x 8 A&Btr FJ Primed Beaded
- 3/4 x 10 A&Btr FJ Primed KD
- 3/4 x 10 CVG FJ Primed KD

Western Red Cedar Clear Boards & Dimension

- 1x4 - 1x12 A&Btr S1S2E KD R/L 6'-20'
- 1x4 - 1x12 C&Btr S1S2E C&Btr Green 12'-16'
- 5/4 x 4 - 5/4x12 A&Btr S1S2E KD R/L 6'-20'
- 2x4 - 2x12 A&Btr S4S R/L KD 6'-20'
- 2x4 - 2x6 C&Btr S4S Green R/L 8'-20'
- 2x2 - 36", 48" & 96" D&Btr S4S Green
- 4x4 - 8', 10' & 12' C&Btr S4S EE Green
- 6x6 - 8', 10' & 12' C&Btr S4S EE Green

Western Red Cedar Select Bevel

- 5/8 x 8 Select Quality KD R/L 8-20 REL
- 11/16 x 6 Select Quality KD R/L 8-20 REL
- 11/16 x 8 Select Quality KD R/L 8-20 REL

Western Red Cedar Common Boards

- 1x4 - 1x12 Select Quality S1S2E Green R/L 8-20 Even Lengths
- 1x4 - 1x12 Select Quality S1S2E KD R/L 8-20 Even Lengths
- 5/4x4-5/4x12 Select Quality S1S2E KD R/L 8-20 Even Lengths
- 2x8 - 2x12 Architectural Knotty S4S Green R/L Even Lengths
- 2x4 - 2x6 Architectural Knotty S4S KD R/L Even Lengths

- 4x4 - 8', 10' & 12' Appearance S4S EE Green
- 6x6 - 8', 10' & 12' Appearance S4S EE

Green Western Red Cedar Pattern Stock

- 1x4 A&Btr V4E T&G KD R/L 6-20
- 1x6 A&Btr V4E T&G KD R/L 6-20
- 1x4 Select V4E T&G KD R/L 8-20 Even Lengths
- 1x6 Select V4E T&G KD R/L 8-20 Even Lengths
- 1x8 Select V4E T&G KD R/L 8-20 Even Lengths
- 1x8 Select Channel Rustic KD
- 1x10 Select Channel Rustic KD
- 1x6 C&Btr T&G V4E KD R/L 6/20

Cedar Shakes & Shingles

- 18" #1 Perfections
- 24" Medium Handsplits
- Maibec® Stave Lake® Shingles

Batu Lightning Brand

- 5/4 x 6 S4S EE Decking R/L 6-20
- 5/4 x 4 S4S EE Decking R/L 6-20
- 1x4 T&G EV1S Porch Flooring R/L 6-20
- 1x4 T&G EV1S Porch Flooring 8',10'&12'
- 1x4 T&G E&CB R/L 6-20
- 1x6 T&G E&CB R/L 6-20
- 1x6 S4S Boards R/L 6-20
- 1x8 S4S Boards R/L 6-20
- 1x12 S4S Boards R/L 6-20
- 5/4x12 S4S Bull Nosed Stepping Boards R/L 6-20
- 2x4 S4S Boards R/L 6-20
- 2x6 S4S Boards R/L 6-20
- 2x2- 96" S4S EE Balusters
- 4x4 - 8' & 10' S4S Post

Ipé

- 1x4 S4S EE Ipé Decking R/L 8-20
- 1x6 S4S EE Ipé Decking R/L 8-20
- 5/4 x 4 S4S EE Ipé Decking R/L 8-20
- 5/4 x 6 S4S EE Ipé Decking R/L 8-20
- 5/4 x 6 S4S EE Grooved Ipé Decking R/L 8-20
- 2x2 S4S EE Ipé Balusters

- 2x4 S4S EE Ipé Boards R/L 8-20
- 2x6 S4S EE Ipé Boards R/L 8-20
- 4x4 S4S EE Ipé Post R/L 6-16
- 1x4 T&G Porch Flooring

Cedar Decking

- IRC 5/4 x 6 Select Quality EE KD 8'-16' & Longer
- WRC 5/4 x 4 D&Btr EE KD R/L 8'-20'
- WRC 5/4 x 6 D&Btr EE Green 8'-20'

Storm Guard SYP Primed Porch Flooring

- 1x4 T&G Flooring C&Btr. KD 8'-16'

SYP KD Square Edge Flooring

- 1x3 Flooring T&G C&Btr. 8'-16'
- 1x4 Flooring T&G C&Btr. 8'-16'
- 1x6 Flooring T&G C&Btr. 8'-16'

SYP KD Pattern Stock

- 1x6 Pattern 105 C&Btr. 8'-16'
- 1x6 E&CB - V Joint C&Btr. 8'-16'
- 1x6 Pattern 122 #2&Btr. 8'-16'
- 1x6 E&CB - V Joint #2&Btr. 8'-16'

C&Btr. KD Nosed Stepping

- 5/4x12 C&Btr. 8'-16'

Douglas Fir Pattern Stock

- 1x4x8' KD C&Btr. VG Flooring
- 1x4x10' KD C&Btr. VG Flooring
- 1x4x12' KD C&Btr. VG Flooring
- 1x4 KD C&Btr. VG Flooring R/L 6'-20'

Beaded Ceiling - C&Btr. Mixed Grain (E&CB / WP4)

- 5/8"x4 E&CB / WP4 C&Btr. MG 6'-20'
- 5/8"x6 E&CB / WP4 C&Btr. MG 6'-20'

Eastern White Pine Boards

- EWP S4S 1x2 - 1x12 D-Btr 6'-16'
- EWP S4S 5/4x4 - 5/4x12 D-Btr 6'-16'
- EWP SIS2E 1x12 Rougher Head Face 13/16" Standard 6'-16'

Eastern White Pine Pattern Stock

- EWP 1x6 - 1x10 WP2 / WP4 Premium 8'
- EWP 1x6 T&G E&CB WP4 Appearance 6'-16'



NOTES

Lined area for notes, consisting of multiple horizontal lines.





Baltimore, MD | Bolingbrook, IL | E. Windsor, CT | Fargo, ND | Garner, NC | Lakeland, FL | Louisville, OH | N. Brunswick, NJ | Syracuse, NY

For more information call: (443) 376-0980

www.parksite.com

All statements made on or in goods, labels, brochures, advertising and specifications are made solely by the product manufacturers, and not by Parksit, and Parksit does not endorse or approve of those statements. Parksit expressly disclaims all express or implied warranties, including but not limited to any implied warranties of merchantability, fitness for a particular purpose or freedom from infringement.