



PREMIUM

BUILDING

PRODUCTS

Lakeland, FL

2022



TABLE OF CONTENTS

3-5	DuPont™ Tyvek® Building Envelope Solutions
6-9	WindsorONE® Trim & Moldings
10-11	Boral Versetta Stone®
12-13	AZEK® Exteriors Shingle Siding with PaintPro® Technology
13-14	AZEK® Trim and Moulding
16-17	AZEK® PVC Trim with PaintPro® Technology
18-25	TimberTech® Deck, Porch, Railing, and Accessories
26-27	RDI® Railing
28-31	Therma-Tru® Doors
32-33	Deckorators® Outdoor Accessories
34-35	Fasteners






Tyvek®

Optimize the Building Envelope with DuPont™ Tyvek®

DuPont™ Building Envelope Products aren't just backed by a warranty for Builders, General Contractors, and Professional Installers. They're backed by a company that for over 200 years has been dedicated to providing sustainable solutions for a better, safer and healthier life for people everywhere.

Since everyone's needs are not the same, DuPont offers both a 10-Year Product Warranty as well as a 10-Year Product and Labor Warranty. This provides your customers the added assurance that the structures you build will help protect their valuable investment for years to come.


Whatever the job, our Specialists are industry-experts focused on solving any construction-related problem or need you may have.



Tyvek®

DrainWrap™

DuPont™ Tyvek® DrainWrap™ was engineered to meet the drainage needs of specific façades. It is recommended for use behind primed wood and fiber cement siding when maximum drainage is desired. DrainWrap™ is also an ideal solution when foam board is applied over flat substrates.



Roll Sizes:

9'x125'
10'x125'



Tyvek®

StuccoWrap™

With a specially engineered surface texture designed for traditional and synthetic stucco systems in both commercial and residential construction, Tyvek® StuccoWrap™ helps reduce susceptibility to cracking, improves stucco curing and channels moisture out of the wall.



Roll Size:

5'x200'



Tyvek®

Tape

Roll Sizes:

2"x55 Yards
3"x55 Yards



The crucial, final step for maximum reduction of air infiltration through wall systems is to help create a seamless, protective envelope sealed with Tyvek® Tape.

DuPont™ Tyvek® Weatherization Systems offers a 10-Year Limited Warranty, giving you the assurance that DuPont will stand behind its products. For more information contact 1-800-44-TYVEK



Flashing Products

Innovative flashing systems that work together to keep water out of the homes you build.

The range of DuPont™ flashing products are durable, tough, tear-resistant and deliver superior protection from water damage and perform through extreme temperatures (they can even handle prolonged exposure to UV light).

DuPont™ FlexWrap™, DuPont™ StraightFlash™ and DuPont™ Flashing Tape feature quick-release backing allowing for easy installation. And, the forgiving initial tack enables easy repositioning.



Your project can qualify for a 10-year limited product and labor warranty when you use a DuPont™ Tyvek® Weather Barrier, flashing products and tape.



DuPont™
FlexWrap™ NF

DuPont™ FlexWrap™ NF (No Fasteners) is a premium performance, extendable self-adhered flashing material that can be applied over a wide range of building substrates.

Sizes: 6"x75', 9"x15' & 9"x75'



DuPont™
Flashing Tape

DuPont™ Flashing Tape provides a cost-effective way to help protect the jambs and heads of today's residential windows from water intrusion.

Sizes: 4"x33', 4"x75', 6"x75', 9"x75' & 12"x75'



DuPont™
StraightFlash™

This durable flashing material is designed to protect the heads and jambs of rectangular windows. These areas can be subjected to wind-driven rain, which can find its way into the window opening and cause water damage.

Sizes: 4"x150' & 9"x125'



DuPont™
StraightFlash™ VF

DuPont™ StraightFlash™ VF (Versatile Flange) is dual-sided, self-adhered flashing made with DuPont™ Tyvek® and premium butyl sealant.

Sizes: 6"x25', 6"x125'



FlexWrap™ EZ



DuPont™ FlexWrap® EZ is a flexible, self-adhered tape designed with the purpose of helping create an air- and water-tight seal when installed around penetrations of all shapes and sizes. The wrap was created to be ideal for flashing around smaller electrical, HVAC, and plumbing penetrations as a fast and easy solution for improving energy efficiency and wall system durability.



DUPONT™ TYVEK® DRAINVENT™ RAINSCREEN

Tyvek® DrainVent™ Rainscreen is a three-dimensional honeycomb-textured drainage mat with attached heavy-duty filter fabric that provides:

- A flat surface for cladding application
- Optimal compression resistance
- Multi-directional channels for drainage and airflow

Peace of mind with peak performance

Tyvek® DrainVent™ Rainscreen provides assurance that water will drain out of the wall.

Ease of installation

Tyvek® DrainVent™ is easy to cut and install; lays flat; and rolls tight against corners, helping protect against poor installation and detailing errors.

Trusted quality and durability

Tyvek® DrainVent™ is part of the complete DuPont™ Tyvek® product portfolio.

10-year warranty

Tyvek® DrainVent™ has a 10-year limited product warranty and a 10-year limited product and labor warranty if installed correctly with DuPont™ Tyvek® system products.

Full support

The Tyvek® Specialist Network is available across the U.S. for additional product information and support.


DuPont™ Tyvek® DrainVent™ Rainscreen

Applications

- Stucco
- Stone veneer
- Brick
- Wood siding
- Fiber cement siding
- Metal panel systems
- Cedar shake and shingles

Properties

- 4' x 50' (1.2m x 15.2m) roll, 200 sq. ft. coverage per roll
- 6.8mm/0.27" thickness (gap size)
- 90-day UV rating
- >100 perms based on ASTM E96 (method B)
- Class "A" fire rating per ASTM E84
- Mold and mildew resistant





SUPERIOR

*Straightness
Precision
Finger Joints
Prime Coat*



**CRAFTSMANSHIP
PAYS**

Have you ever picked up a 16ft or 20ft board and stared down it? Often you'll notice twisting and cupping on a longer board. Not the case with WindsorONE Trim Boards; superior finger jointing and edge gluing ensure you get one of the most straight, tight and true trim boards on the market.

*The straightest
boards in up to 20' lengths*

*No finger joints
on face of board*

*Kiln dried,
edge-glued;
brings distortion
to a minimum*

100% real wood

2 TYPES OF BOARDS

Check the Ink Stamp to tell the difference



ALL WindsorONE BOARDS ARE STRAIGHT TIGHT & TRUE

Boards are made of real wood, finger jointed and coated with three coats of acrylic latex primer. WindsorONE Traditional Boards can be used for both interior and exterior use. The back of all WindsorONE Traditional boards contain an ink stamp ("WindsorONE Traditional") to be easily identified.

WindsorONE Traditional 0244 W1
1128 F3 MANUFACTURED IN THE USA



30 YEAR WARRANTY* PROTECTS AGAINST ROT, INSECTS AND MOLD

Boards are made of real wood, finger jointed and coated with three coats of acrylic latex primer. All boards are protected with a 30 year warranty against rot, insects & mold. WindsorONE Protected Boards can be used for both interior and exterior use. The back of all WindsorONE Protected boards contain an ink stamp ("WindsorONE Protected") to be easily identified.

WindsorONE+Protected 1024 W1
0623 F3 MANUFACTURED IN THE USA

*Warranty based on proper installation. | Questions on Protected vs. Traditional? Call 888.229.7900

STOCKING INVENTORY

Stocking products
featured in red.

PROTECTED S4SSE

TRIM BOARDS
smooth surface four sides

nominal sizes | 16'

1x2	•
1x3	•
1x4	•
1x5	•
1x6	•
1x8	•
1x10	•
1x12	•
5/4 x 3	•
5/4 x 4	•
5/4 x 5	•
5/4 x 6	•
5/4 x 8	•
5/4 x 10	•
5/4 x 12	•

PROTECTED EXT. MOLDINGS

W1-618	1 3/16" x 1 1/2"
W1-381K	1 1/4" x 2"
W1-381	1 1/4" x 2"
W1-516	3/2" x 1 5/8"
W1-640	1 3/8" x 7 1/4"
W1-630	1 7/16" x 2 1/8"
W1-634	1 7/16" x 3 1/4"

PROTECTED SHIPLAP**

WORS6	3/4" x 5 1/2"
WORS8	3/4" x 7 1/4"

**Not to be confused with WindsorONE
Pre-gapped Nickel Gap Boards, see opp. pg.

PROTECTED S1S2E

TRIM BOARDS
*reversible rough sawn on one side,
smooth on others with eased edges*

nominal sizes | 16' 20'

1x2	• •
1x3	• •
1x4	• •
1x6	• •
1x8	• •
1x10	• •
1x12	• •
5/4 x 3	• •
5/4 x 4	• •
5/4 x 6	• •
5/4 x 8	• •
5/4 x 10	• •
5/4 x 12	• •
2x2	• •
2x4	• •
2x6	• •
2x8	• •
2x10	• •
2x12	• •

PROTECTED TONGUE & GROOVE

SPBC4	5/16" x 3 5/16"
SPBC6	2 3/32" x 5 1/2"
SPBC8	2 3/32" x 7 1/4"
WOBC6	3/4" x 5 3/8"
WOTG	2 3/32" x 5 1/2"
230	1 1/16" x 7 1/2"
plantation	3/4" x 5 1/2"



10 THINGS ABOUT

WINDSORONE
PROTECTED BOARDS



1 PROTECTED TO THE CORE; FULL PENETRATION

Because unlike the other guys, we're assuming you'll actually want to cut the material at some point.



2 PROTECTED AGAINST ROT, INSECTS & MOLD

Does *not* protect against your mother-in-law, hangovers, airport security, etc.



3 DURABLE FOR EXTERIOR & SAFE FOR INTERIOR

Gold Indoor Air Quality Rating, low VOC's and California Hippie Approved.



4 WEATHER RESISTANT SYSTEM (WRS™)

Water is for drinking, not trim boards.



5 MINIMIZES THE NATURAL TENDENCY TO DISTORT

Unlike the explanation your 16 yr old told you about how the family car ended up in the pond out on Rte 1.



6 NO KNOTS; YOUR BOARDS ARE ALWAYS CLEAR

Imagine that, you can actually use every foot you pay for.



7 PROTECTION NOT DIMINISHED

By shaping, planing, sanding, fastening or molding (actual use does not void the warranty).



8 THE CUT SURFACES ONLY NEED PRIMING

No need to also apply special protection (we took care of that for you).



9 BACKED BY A 30-YEAR LIMITED* WARRANTY

The "limitation" is you have to install it correctly (for one example see #8 again).



10 BUILD AMERICA: MANUFACTURED IN THE U.S.A.

Because everything else you bought was made in China.

INSTALLATION REMINDERS*



PRIME ALL CUTS!

MOISTURE CONTROL¹: Acclimate to the environment. For interior trim, store inside the structure until the products reach approx 8% moisture content. For exterior trim, store in locations such as a garage that is not heated & is well ventilated until about 14% moisture content. Do not install exterior trim boards with a moisture content over 18%. ¹see www.windsorone.com/moisturecontrol



KEEP MATERIAL COVERED: Store on stringers and out of the weather.



INSTALL 6" ABOVE GRADE: Trim should be installed always at least 6" from ground.



INSTALL 2" ABOVE ROOF: 2" breaks are crucial on the roof and flat surfaces (porches, decks, etc).

1/4" FROM FLASHING: Flashing is imperative; and always maintain a 1/4" gap for a capillary break.



*SEE FULL INSTALLATION INSTRUCTIONS. WindsorONE should be stored, installed, handled & maintained correctly for the best performance. For complete installation guidelines & the WindsorONE Protected warranty, visit WindsorONE.com/install or call 888.229.7900.

WindsorONE Protected is manufactured by Windsor Surry Company, an affiliate of Windsor Mill | Manufactured in the U.S.A. WindsorONE.com ©2020 WindsorONE



Stocking
products
in red.

TRADITIONAL S4SSE TRIM BOARDS

smooth surface four sides

nominal sizes	12'	16'
1x2	•	•
1x3	•	•
1x4	•	•
1x5	•	•
1x6	•	•
1x8	•	•
1x10	•	•
1x12	•	•
5/4x3	•	•
5/4x4	•	•
5/4x5	•	•
5/4x6	•	•
5/4x8	•	•
5/4x10	•	•
5/4x12	•	•



BUILD AMERICA

Manufactured in the U.S.A.,
craftsmanship from
Willits, CA & Surry, VA.



HEALTH STARTS AT HOME

Gold Indoor Air Quality Rating
with a 30 yr warranty against
rot, insects and mold.



CRAFTSMANSHIP PAYS

Show off the detail work on
your projects and generate
more referrals.

TRADITIONAL TONGUE & GROOVE

SPBC4	5/16" x 3 5/16"
SPBC6	23/32" x 5 1/2"
SPBC8	23/32" x 7 1/4"
WOBC6	3/4" x 5 3/8"
WOTG	23/32" x 5 1/2"

TRADITIONAL MOLDINGS

CASINGS

WOCS001	3/4" x 5 1/2"
WOCS003	3/4" x 4 1/4"
WOCS005	1 3/16" x 4 3/8"
WOCS007	3/4" x 3 1/2"

CROWNS

WOCM001	3/4" x 3 13/32"
WOCM004	1 1/16" x 4"
WOCM005	3/4" x 4 1/16"
WOCM006	3/4" x 4 1/16"

DETAIL

WOSP001	7/8" x 1 1/4"
WOPM004	3/4" x 1 3/4"
WOST001	7/16" x 1 1/16"
WOST004	1/2" x 1 7/8"
WOCV001	3/4" x 7/8"
WOBS001	1/2" x 3/4"
WOBB001	7/8" x 1 3/4"
WOBB002	3/4" x 3/4"

APRONS

WOCS004	3/4" x 3 3/16"
WOCS006	3/4" x 3 3/16"
WOCS007	3/4" x 3 1/2"

STOOLS

WOWS001	1 1/16" x 4 1/2"
WOWS002	1 1/16" x 4 1/4"

CAPS

WOHC001	1 5/16" x 2 1/4"
WOWC002	1 1/8" x 3"
WOWC003	1 3/8" x 1 3/4"
WOWC006	1 5/8" x 2 5/8"

BASES

WOBM001	1 3/16" x 7 1/4"
WOBM002	3/4" x 5 1/2"
WOBM003	3/4" x 7 1/4"
WOBM004	3/4" x 7 1/4"
WOPB001	1 3/8" x 8"

SPECIALTY

WOCH001	1 5/8" x 2 1/4"
WOCM002	3/4" x 4 5/16"
WOCM003	1 5/8" x 4"

TRADITIONAL BEADED CASING

WOCS007	3/4" x 3 1/2"
WOCS008	3/4" x 4 1/4"
WOCS009	3/4" x 5 1/4"
WOCS010	3/4" x 3 1/2"

TRADITIONAL NICKEL GAP*

WOSN6	3/4" x 5 1/2"
WOSN8	3/4" x 7 1/4"

*Not to be confused with WindsorONE
Shiplap Boards, see opp. page

NEED SOMETHING THAT'S NOT STOCKED? ASK US. Rapid shipment from another Parksite location is possible! Contact your Parksite Rep for more info.

VERSETTA STONE®


Versetta Stone® is a stone siding panel that is mortarless and cement-based. Its panelized design is installed with mechanical fasteners, allowing carpenters and contractors to recreate the beauty and craftsmanship of authentic stone masonry using nails or screws.



QUALITY




SYSTEM



SELECTION



SPEED




LEDGESTONE



Northern Ash




Mission Point



Plum Creek



Sand






Sterling




Terra Rosa

TIGHT-CUT




VERSETTA STONE®



AVAILABLE VERSETTA STONE SYSTEM ACCESSORIES




Universal Corner




Flat Panel



Wainscot Cap




Light Box



J-Channel



Starter Strip



Receptacle Box

ACCESSORY COLORS

ITEM	COLOR
Wainscot Cap/Sill	Taupe Charcoal Stone Grey
Trim Stones	Taupe Charcoal
Receptacle Box	Taupe Charcoal
Light Box	Taupe Charcoal



FLAT PANEL

The main component of the Boral Versetta Stone® system, the Flat panel covers two square feet and weighs approximately 17 lbs. Each panel is embedded with a G-90 galvanized nail strip that allows for easy installation with mechanical fasteners. The built-in rain screen and other moisture management features ensure proper water drainage.



UNIVERSAL CORNER

The Universal Corner panels are the same size and shape as Flat panels but have finished ends. Universal Corner panels fit neatly with Flat panels and are designed for use on end wall terminations and for inside and outside corners.



Beautiful, durable and easy to install

The #1 brand in trim has a premium siding solution designed to reduce the installation frustrations of traditional siding materials while providing longer-lasting durability. AZEK[®] Shingle matches the attractive texture of cedar shingles while adding the performance and low-maintenance benefits of rot-proof PVC building materials. Leveraging our innovative new PaintPro[®] Technology, AZEK Shingle offers a faster dry time, superior paint adhesion and long-lasting paint performance. Delivering classic beauty with superior durability has never been so effortless.

Effort, less.

Less Risk


- Industry leading Lifetime Limited Warranty
- Enhanced paintability, superior paint adhesion and long-lasting performance
- Moisture-resistant; will not rot, delaminate, decay, split or splinter
- Insect-resistant; unappetizing to destructive pests

Less Hassle

- No special saws or ventilation equipment required for cutting, no silica dust
- No need to seal cut edges and scrapes for water protection
- Up to 60% lighter than fiber cement
- Flexibility and easier handling help prevent shipping or on-site breakage

Less Limitation

- Looks great with wide range of siding and trim materials
- Keyway width and tab variation creates beautiful and natural aesthetic
- Approved for use in ground contact and roof line installs
- Ideal for high moisture, coastal and extreme weather areas

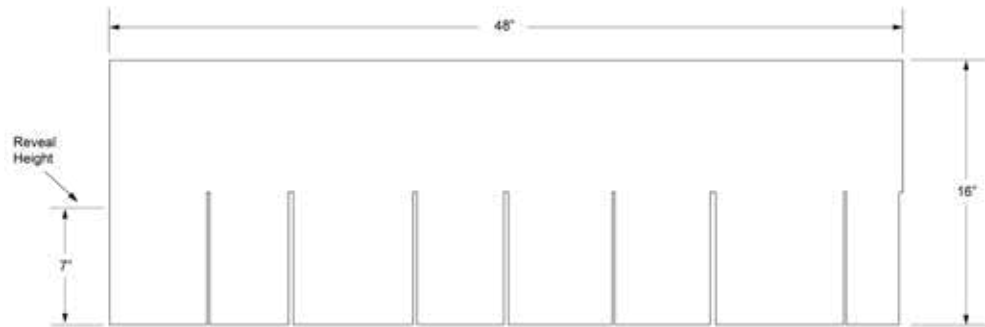


Made in
the USA

Available in Two Classic Styles

Straight Edge Shingle

Consistency with a dash of variety. Uniform horizontal lines with varied width tabs and keyways for the most natural-looking shingle to beautifully complement modern or classic exterior architecture.

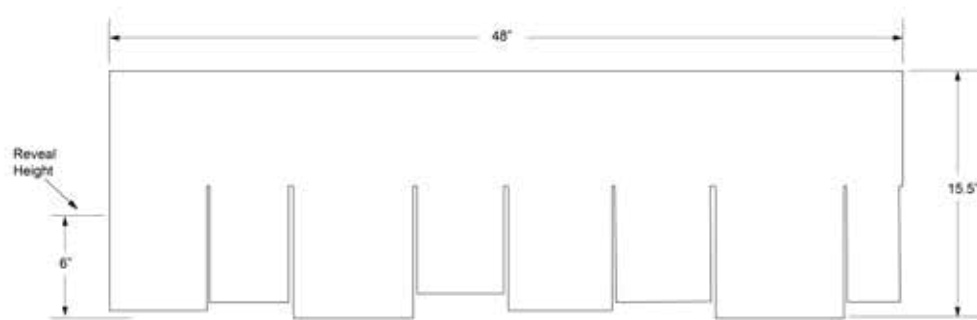


Straight Edge

- 7" reveal
- 43 panels per square

Staggered Edge Shingle

Patterns with individual character, dimension and diversity. Each random edge panel enhances the overall pattern for an amazing exterior picture. Beautiful variety in both vertical and horizontal lines.



Staggered Edge

- 6" reveal
- 50 panels per square

Easy to Install, Easier to Maintain

Our designs and innovations come to life with contractors constantly in mind. Save time and money with beautiful, diverse materials that are easier to install with long-lasting performance.

Installation Benefits:

- No special tools required
- Engineered polymer is lightweight and durable
- Flexible, durable material helps prevent on-site breakage
- No need to seal cut edges and scrapes for water protection
- Route and cut without splitting
- Uniform finish; no surface irregularities to work around

Low-Maintenance Performance:

- Moisture-resistant
- Will not rot, split, splinter, peel, warp or swell from moisture
- Maintains beautiful finish even through harsh weather
- Insect-resistant; unappetizing to destructive pests



AZEK® Trim with the AZEK® Edge has precise sealed edges on all 4 sides.

Made of cellular PVC that resists the tests of time and weather, AZEK® Trim is the best high-performance trim product on the market.

- Impervious to moisture and insects
- Perfect for ground contact application
- 25 year warranty
- Tightest board tolerance in the industry
- Easier to clean
- Maintains a "like new" appearance in all types of weather
- Does not require paint for protection
- Building Code listing ESR-1074

Slotted Window Trim

TRADITIONAL FINISH



FRONTIER FINISH



Universal Skirt Board



Column Wrap




visit azek.com/trim for complete portfolio

SHEET GOODS, PROFILES, AND CORNER BOARDS



NEW
1-Piece Skirt Board



NEW
Edge and Center Bead




NEW
T&G Shiplap



Corner Boards
One-piece with smooth outside edge



Integrated Drip Edge
8"



NEW
Beadboard Sheet



NEW
T&G Nickel Gap WP4



J-Casing
18' length



Quick Corner
4" x 4"



Column Wrap
8'6" length

ADD DECORATIVE DETAILING WITH MOULDING


The best looking, highest performing wood replacement line of mouldings available in the market.

Backed by AZEK's promise of high-quality and lasting performance, AZEK Moulding will retain a like new appearance despite the tests of time and weather. AZEK Moulding offers greater stability and predictability when fastening and minimizes expansion and contraction. Unlike traditional wood moulding, AZEK Moulding is moisture and insect resistant and does not cup, rot, or split.

- Impervious to moisture and insects
- Perfect for ground contact application
- 25 year warranty
- Tightest board tolerance in the industry
- Easier to clean
- Maintains a "like new" appearance in all types of weather
- Does not require paint for protection
- Building Code listing ESR-1074

visit azek.com/moulding
for complete portfolio

FEATURED STYLES AND PROFILES





PVC Trim with PaintPro® Technology

PVC Trim Engineered for Paint



A Superior Substrate for Painting Trim


PaintPro Technology is a revolutionary development in cellular PVC for exterior trim. Eliminate painting prep and slow dry times while still providing a superior bond with paint for longer-lasting beauty. Say goodbye to paint chipping, peeling, and cracking on exterior trim that occurs from moisture absorption of porous materials.

- No sanding, priming, or other special prep needed
- Faster dry times
- Superior paint adhesion
- Stronger bond with paint prevents splits, chips, or flakes
- Long-lasting, low maintenance performance

Paint Requirements

- Must be painted within 180 days after installation
- For lighter colors with a Light Reflective Value (LRV) 55 or greater: paint can be 100% acrylic latex exterior paint or a pre-set color from a paint formulated for vinyl siding
- For darker colors with LRV Less than 55: use pre-set color from a paint formulated for vinyl siding or a coating with solar/heat reflective pigments
- For custom colors, use a coating with solar/heat reflective pigments

Reversible, Two-Sided Finish



5/4 TRIMBOARD			
NOMINAL	ACTUAL		LENGTHS
5/4 x 4 x 16	1"x 3 1/2" x 16'		16'
5/4 x 6 x 16	1"x 5 1/2" x 16'		16'
5/4 x 8 x 16	1"x 7 1/4" x 16'		16'
5/4 x 10 x 16	1"x 9 1/4" x 16'		16'
5/4 x 12 x 16	1"x 11 1/4" x 16'		16'
4/4 TRIMBOARD			
NOMINAL	ACTUAL		LENGTHS
4/4 x 2 x 16 NEW	3/4" x 1 1/2" x 16'		16'
4/4 x 3 x 16 NEW	3/4" x 2 1/2" x 16'		16'
4/4 x 4 x 16	3/4" x 3 1/2" x 16'		16'
4/4 x 6 x 16	3/4" x 5 1/2" x 16'		16'
4/4 x 8 x 16	3/4" x 7 1/4" x 16'		16'
4/4 x 10 x 16	3/4" x 9 1/4" x 16'		16'
4/4 x 12 x 16	3/4" x 11 1/4" x 16'		16'
SHEET			
ACTUAL	8'	10'	12'
1/2" NEW	4' x 8'	4' x 10'	4' x 12'
3/4"	4' x 8'	4' x 10'	—



PVC Trim with PaintPro® Technology

PVC Trim Engineered for Paint

Problem Wood Trim

Paint Failure:

Chipping, Peeling,
Warping, Rotting
and Replacing.

Solution PaintPro®

Durable Finish:

Superior bond
with paint for
long lasting,
low-maintenance
beauty.

AZEK® PVC Trim with PaintPro® Technology was engineered to be the lowest maintenance paintable in the market with superior paintability, fast dry times and long-lasting paint adhesion



Mold & Moisture Resistant



Weather Resistant



Termite & Insect Resistant



Will Not Rot, Split, Splinter, Warp or Swell



Enhanced Paintability

Better Fastener, Better Aesthetic



When using PaintPro Trim, choose Collated PaintPro Cortex® plugs and paint to match trim color.



Use AZEK adhesives, sealants and accessories for fast, easy installation and enduring strength.

Learn more at [AZEKexteriors.com/products/adhesives-and-tools](https://www.azekexteriors.com/products/adhesives-and-tools)



Additional 15-Year Paint and Labor Warranty Available

AquaSurTech D100 paint and TruStain products add another layer of premium to PaintPro. Choose from solid or wood grain finish. Brush or spray any color paint to form a powerful molecular bond with the trim substrate. Minimal heat build (even in dark colors) and a flexible finish coating protect AquaSurTech from fading, flaking or peeling. AquaSurTech's 15-year limited warranty protects their paints and stains while the AZEK® Limited Lifetime Warranty protects the substrate.

TimberTech AZEK® Decking

Discover the decking that is revolutionizing designer outdoor living spaces. Bring stylish sophistication and premium performance to backyards everywhere. Made from the most advanced material technology in both the cap and core, TimberTech® AZEK® Decking is the most resistant to the elements, stays cooler on sunny days, and offers up to 40% better slip resistance than competitors. With narrow, standard, and wide width boards available, designing a truly one-of-a-kind deck is easy.



Photo: AZEK® Decking in Coastline®

Vintage Collection®

Explore the “Designer Series” of decking that’s engineered for those looking for unrivaled style and performance — and features a complex blend of multi-color highlights and lowlights as well as an elegant wire-brushed, low-gloss finish.

- All colors available in narrow, standard, and wide widths
- Vintage MAX is a 1.5” thick board, that can be installed 24” on center. Available in Coastline.



COASTLINE®



ENGLISH
WALNUT®



WEATHERED
TEAK®



MAHOGANY



DARK
HICKORY

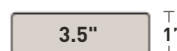


CYPRESS®
(SPECIAL ORDER)

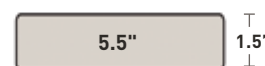


Profile Options

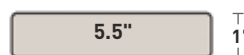
NARROW



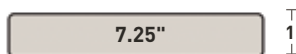
MAX



STANDARD



WIDE



Landmark Collection™

Discover the refined charm of a cathedral wood grain complemented by a cross-cut finish in three unique, bold colors boasting a dramatic, cascading visual.


- All colors available in standard width



Harvest Collection®

Tie in traditional, cathedral wood grain patterns and a soft, solid color palette when using boards from this dynamic TimberTech® AZEK® collection.

- Brownstone and Slate Gray available in wide widths
- Harvest MAX is a 1.5" thick board, that can be installed 24" on center. Available in Slate Gray.



AZEK® Porch

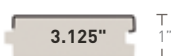
Crank up the porch appeal outside your own front door. New wide width porch boards offer design versatility and unrivaled performance. Tongue-and-groove installation allow for smaller gaps between boards. Tap into the timeless beauty of a well-thought-out porch without sacrificing modern convenience of technologically advanced materials that will last for decades to come.

- Coastline®, Mahogany, Weathered Teak®, and Dark Hickory available in wide width

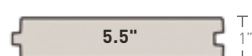


Profile Options

STANDARD



WIDE



Although AZEK Deck products are cooler to the touch than many other deck board products, all decking products will get hot in the sun. Additionally, the darker the decking color, the hotter it will feel. For hotter climates, consider choosing a lighter color.



TimberTech PRO® Decking




Explore premium decking in bold, beautiful colors with exceptional cap protection. Boards in these collections are covered from top to bottom and in the grooves with advanced Mold Guard™ Technology to prevent moisture damage. Composed of up to 80% recycled material and offering color options ranging from solid to infinitely variable, the TimberTech® PRO® Decking line doesn't disappoint.



Photo: PRO® Decking in Tigerwood®

Legacy Collection

Bring artisanal decking with a cascading, highly complex blend of natural-looking colors and a hand-scraped texture to your deck design.



ESPRESSO™



WHITEWASH
CEDAR™




TIGERWOOD



ASHWOOD



PECAN




MOCHA

Reserve Collection


Inspired by reclaimed wood, the rustic wire-brushed finish highlights a classic cathedral wood grain and offers better scratch resistance than competitors.



DRIFTWOOD



ANTIQUE
LEATHER™



DARK ROAST™

Terrain Collection®

Tap into the earthy and elegant moderately variegated and monochromatic colors of the Terrain Collection for a timeless, rugged deck that'll complete your outdoor living space.



RUSTIC ELM®



STONE ASH®



SILVER MAPLE



BROWN OAK



SANDY BIRCH
(SPECIAL ORDER)

TimberTech EDGE® Decking

Step up into the world of long-lasting, low-maintenance, capped composite decking. This attainable composite decking line allows homeowners to ditch the costly and laborious maintenance that comes with traditional wood for good! Plus, it's composed of up to 80% recycled materials, making it the sustainable option. With TimberTech® EDGE® Decking, backyards everywhere can venture into the world of composites that look good initially and for decades to come.



Prime+ Collection®

Browse this selection of simply beautiful decking with a subtle blend of colors and a stunning straight grain pattern.



COCONUT
HUSK™

SEA SALT
GRAY

DARK
COCOA

Prime Collection™

Design your ideal deck with these earthy and inspiring hues comprised of solid colors and a subtle, straight grain pattern on every board.



MARITIME
GRAY™

DARK TEAK™

SCALLOPED PROFILE



Premier Collection


Design your ideal deck with these earthy and inspiring hues comprised of solid colors and a subtle, straight grain pattern on every board.



MARITIME
GRAY™

DARK TEAK™

FULL PROFILE



Choose What's Right for You

Whatever your outdoor living needs, TimberTech® has the right collection for you. Compare decking across our nature-inspired product lines and discover enduringly beautiful outdoor living solutions. Scan the QR code with your smart phone's camera to explore our collections, order samples, access inspirational design, and utilize our cost calculator.

SCAN THIS QR CODE
TO LEARN MORE



Photo: EDGE® Decking in Coconut Husk™

Decking Fasteners

Opt for the best fastening systems to install your deck. These high-quality fasteners give decks added strength and integrity for years to come.



Hidden Fasteners



POPULAR CHOICE

CONCEALoc®

USE WITH ALL TIMBERTECH® GROOVED DECK BOARDS

Screws and clips with a matte brown finish for a hidden appearance.



POPULAR CHOICE

Cortex®

USE WITH ALL FULL PROFILE TIMBERTECH® DECK BOARDS

Top-down fastener with color-matched plugs made from TimberTech deck boards for the ultimate fastener-free surface.



FUSIONLoc®

USE WITH ALL TIMBERTECH® GROOVED DECK BOARDS

Stainless Steel clip provides a secure board-to-joint connection with a hidden appearance.



SIDELoc™

USE WITH TIMBERTECH® AZEK® SQUARE SHOULDERED DECK BOARDS

Use SIDELoc guide to drive stainless steel screws to the perfect depth creating an 1/8" board spacing.



EDGELoc

USE WITH TIMBERTECH® EDGE® GROOVED DECK BOARDS

Nylon 12-clip collated strip & pre-set stainless steel screws provide a consistent 7/32" gap.

Color-Matched Fasteners



TOPLoc™ for AZEK®

USE WITH ALL TIMBERTECH® AZEK® DECK BOARDS

Color-matched, stainless steel decking fasteners.



TOPLoc™ for EDGE® & PRO®

USE WITH ALL TIMBERTECH® PRO® AND TIMBERTECH® EDGE® DECK BOARDS

Top-down, color-matched, carbon steel deck fasteners.



TOPLoc™ Fascia for AZEK®

USE WITH ALL TIMBERTECH® AZEK® FASCIA BOARDS

Color-matched stainless steel fastener designed for fascia boards.



TOPLoc™ Fascia for EDGE® & PRO®

USE WITH ALL TIMBERTECH® PRO® AND TIMBERTECH® EDGE® FASCIA BOARDS

Color-matched stainless steel fastener designed for fascia boards.

TimberTech® DeckCleaner™

Field tested and approved specifically for all TimberTech® capped decking and railing products. The best solution for seasonal clean-up and to help remove common, everyday spills and stubborn spots.



	AZEK® Deck & Porch Collections			PRO® Deck Collections			EDGE® Deck Collections		Specialty Deck Collections	TimberTech Products		
	Vintage	Landmark	Harvest	Legacy	Reserve	Terrain	Prime+	Prime	Reliaboard®	Capped Composite Rail	Aluminum Rail	DrySpace
TimberTech DeckCleaner	•	•	•	•	•	•	•	•		•	•	•
Stiff Natural Fiber Deck Scrub Brush	•	•	•									
Medium Stiffness Nylon Bristle Deck Scrub Brush				•	•	•	•	•	•			
Terry Cloth										•	•	•

Composite Railing

Discover gorgeous railing profiles that range from modern and sleek to a more traditional, milled wood look. Composed of the same strong materials in our capped composite decking, these railings are impervious to mold- and moisture damage due to the all-synthetic cap that won't weather or splinter. Tap into these time-honored profiles to complement any deck.



Classic Composite Series

Discover these gorgeous railing profiles that boast a traditional milled wood look.

TOP RAIL OPTIONS



DRINK RAIL

Compatible with full profile, square shouldered boards



RADIANCE RAIL®



PREMIER RAILING®



TRADEMARK RAIL™

Only Available in White and Matte White



CONTEMPORARY TOP RAIL

Only available in Classic Black and Traditional Walnut

Color



MATTE WHITE

Includes 25yr Fade & Stain Warranty



WHITE



BLACK


Infill Options



COMPOSITE



ALUMINUM



CABLERAIL



GLASS

RadianceRail Express®

Offers value and easy installation that complements any home's exterior.



Color



WHITE



BLACK

Infill Options



COMPOSITE



ALUMINUM

Ask about the Smart Set (includes all components in a single carton to make ordering and installation easier)



Builder Rail

A modern railing profile that uses a deck board as the top rail for an easy tie in to your decking.



Color



CLASSIC BLACK



TRADITIONAL WALNUT



METAL



GLASS

For a top rail, select standard width, full profile, square-shoulder deck boards.

Metal Railing

Keep your sightlines clear and your design lines sleek with the railings in this category. Designed for style and safety, decks with these railings gain an added air of sophistication. Railing is the first thing neighbors see when they peek into each other's yards, make a style statement with a minimalist metal railing.




Impression Rail Express®

Lean into a minimalist railing profile with this pre-assembled, easy-to-install aluminum panel system.










Impression Rail™

Bring beautiful views of your backyard to the forefront with this modern, aluminum railing that allows you to mix and match materials.



Lighting

Add the finishing touches to your deck and railing project with quality lighting options. Our lighting radiates sophistication and quality—an elegant enhancement to an already beautiful space.

IN-DECK LIGHTING	COMPOSITE RAIL LIGHTING		IMPRESSION RAIL EXPRESS® LIGHTING
 <p>In-Deck Light A subtle touch for deck perimeters. Available in Architectural Bronze.</p>	 <p>Accent Light Available in Matte White, White and Architectural Bronze for composite posts.</p>	 <p>Under Rail Light A hidden glow between balusters for composite railing.</p>	 <p>Perimeter Light Post Cap Brighten your deck space with this post cap light. Available in Black, White, and Dark Bronze.</p>
 <p>Riser Light Used on steps and tiered platforms. Available in White and Architectural Bronze.</p>	 <p>Post Cap Light Available for 4", 5", and 5.5" composite caps.</p>		 <p>Indirect Light Post Cap Add a soft glow to your railing posts. Available in Black, White, and Dark Bronze.</p>



Expand Your Outdoor Space

Ideal for second-story decks, DrySpace is an under-deck water management system that collects and channels moisture so homeowners can make the most of the space below. It is easily attached to new or existing deck joists, and comes in two colors that lighten and brighten the area under your deck. DrySpace is made of solid extruded vinyl for maximum strength, durability, and weather resistance.

Colors:



DrySpace Benefits:

- Expand your outdoor living space
- Keeps furniture and decor protected from the elements
- Creates a clean, finished appearance
- Opportunity to harvest rainwater from gutter or downspout to save on outdoor watering
- Unlike other products on the market, DrySpace can be installed with new or existing decks

DrySpace Details:

- Compatible with TimberTech[®] AZEK[®], PRO[™], and EDGE[™] Decking
- Kits available for 12" on-center spans in 12' lengths and 16" on-center spans in 12' and 16' lengths
- Also available in bulk as individual components
- Available in two colors: Bone or White
- 25-Year Limited Warranty for residential applications

DrySpace Components:

DrySpace kits and individual components are available to fit most common deck dimensions. The kits include all of the parts needed for an easy, seamless installation using standard tools.

V-Panel



Ledger F Bracket



Single Combo Bracket



Double Combo Bracket



DrySpace[™] system is manufactured for TimberTech by Engineered Profiles, LLC. Engineered Profiles' use of the mark DrySpace[™] is with consent of DrySpace Inc., in Columbus, Ohio. Engineered Profiles and DrySpace Inc. are not affiliated in any way. Neither company warrants the good or services of the other.



finyl LINE

INVENTORY STOCK SHEET

STOCKED FINYL LINE PRODUCTS

STOCKED COLORS

RESIDENTIAL INFILL




AVAILABLE

T-Top Rail Kits 	6' x 36" Level Rail
	8' x 36" Level Rail
	10' x 36" Level Rail
	6' x 36" 26°-38° Stair Rail Kit
	8' x 36" 26°-38° Stair Rail Kit
Deck Top Rail Kits 	6' x 36" Level Rail
	8' x 36" Level Rail
	10' x 36" Level Rail
	8' x 36" 26°-38° Stair Rail Kit

DETAILS

- 36" Rail Height
- 1-1/2" Square Baluster



WHITE

STRUCTURAL POSTS, SLEEVES AND WRAPS



AVAILABLE

Structural Posts	Flush Mount Post for 36" Rail Height
	Thru/Fascia Post for 36" Rail Height
Vinyl Post Sleeves & Post Wraps	4" x 4" x 39" Post Sleeve
	4" x 4" x 54" Post Sleeve
	4" x 4" x 108" Post Sleeve
Vinyl Porch Posts (Require Post Mounting Kit)	4" x 4" x 108" Square Post (2500# Capacity)
	5" x 5" x 108" Square Post (5000# Capacity)
	4" Wind Uplift Base Kit

DETAILS

- Alternative to 4" x 4" pressure treated posts
- Vinyl sleeve covers for existing post works



ONE-STOP SHOP
OFFERING



READY-TO-SHIP
INVENTORY



HIGH-PERFORMING
PRODUCTS




TRAINING AND TECHNICAL
SUPPORT

STOCKED FINYL LINE PRODUCTS – continued from front


STOCKED COLORS

VINYL POST CAPS / VINYL POST TRIM RINGS

AVAILABLE



Vinyl Post Caps	4" x 4" Flat Post Cap
	4" x 4" Flat Post Cap
	4" x 4" Flat Post Cap
Vinyl Post Trim Rings	4"x4" Low Profile Trim Ring
	3.5" to 6.5" – 4-Piece Elite Trim Ring



WHITE

BRACKETS / COLUMN & ANGLE ADAPTERS



T-Top Brackets	Level Bracket Set (2 top & 2 bottom)
	Stair Bracket Set (2 top & 2 bottom)
	Angle Bracket Set (1 pair) <i>Cut to desired angle</i>
	Swivel Level-Angle Bracket Set (2 top & 2 bottom)
	Swivel Stair Bracket Set (2 top & 2 bottom)
Deck Top Brackets	Level Bracket Set (2 top & 2 bottom)
	Stair Bracket Set (2 top & 2 bottom)
	Angle Bracket Set (1 pair) <i>Cut to desired angle</i>
Column & Angle Adapters	8" Round Column Adapter (2 pack)
	45° Angle Adapter (1 top & 1 bottom)
	22.5° Angle Adapter (1 top & 1 bottom)



Finyl Line low-maintenance vinyl railing, reinforced with strong aluminum, adds character to your home while providing safety and security. Easy to install and code compliant for residential (IRC) and commercial (IBC), Finyl Line is sure to meet your railing needs. Select from a traditional T-Top profile or Deck Top profile and your choice of balusters in 3 railing color options.



Our Finyl Line vinyl railing is low-maintenance AND safe. Our vinyl railings are reinforced with strong, durable aluminum.



Finyl Line brackets ensure all fasteners are concealed and hidden from view for a clean, finished look.



Lifetime limited warranty.



For home, for life.®
www.rdirail.com



Quality you can trust from the #1 entry door.

MORE THAN 60 YEARS Curb Appeal because beautiful homes deserve beautiful entryways.

20+ YEARS as Brand Used Most by more building professionals than any other entry door brand.*

TOTAL CONFIDENCE In Our Lifetime Limited Warranty, the most comprehensive of its kind, covering doors, glass and components.

COMPLETE Door System with components engineered to work together at the most critical points.

WIDE ARRAY of Glass Designs handcrafted to reflect home design trends and homeowner desires.

THOUSANDS of Door Styles for virtually any home style at a range of price points.

VARIETY of Interactive Tools available to help you visualize the perfect door for your home.

UNLIMITED Curb Appeal because beautiful homes deserve beautiful entryways.

You're in
expert hands.

THERMA TRU[®]
DOORS

Choosing a Therma-Tru® door means designing an inspired entrance with the confidence that it will perform for years to come.

Whether it's Classic or Contemporary – or somewhere in between – Therma-Tru offers a selection to complement the architecture of any home and a homeowner's sense of style.

With a complete door system engineered with craftsman precision and backed by more than 60 years of industry experience, you can be confident that it will perform as exceptionally as it looks.

That's where the beauty of choosing Therma-Tru begins.

The fiberglass difference.

With very little maintenance, a fiberglass door can bring a home years of beauty, durability and energy efficiency. Therma-Tru® fiberglass doors offer the authentic look of wood. But, unlike wood, fiberglass will not warp or rot. And, unlike steel, it will not dent or rust. Built with a polyurethane foam core, Therma-Tru fiberglass doors insulate against cold and heat for exceptional energy efficiency.

Learn more at thermatru.com/choosefiberglass.

The look of real wood.

Realistic wood grains that are virtually indistinguishable from high-grade wood doors, thanks to Therma-Tru's AccuGrain® technology.



The Importance of Curb Appeal.

A stylish new front entryway can help convey your personal style and highlight your home's overall architectural style and curb appeal. For more information and inspiration visit thermatru.com/curbappeal.



Fresh look. Increased value.

In a recent survey, real estate agents were shown images of various homes, including some that had been modified with a new Therma-Tru door, and asked to estimate the value of the home. While results varied, the survey suggests choosing a Therma-Tru door that complements the home's architecture could **add up to 7% to the perceived value** of a remodeled home.*

That's a potential increase of up to \$21,000 on a \$300,000 home for a project that can be done in a single day.



*Not a guarantee of investment returns, increase in value or selling price. See 2021 Therma-Tru National Home Valuation Study surveying real estate agents about perceived remodeled home value estimates based on exterior appearance. Not based on actual home sales data. Results may vary based on region, door style and home style. Study was commissioned by Therma-Tru and conducted by the Farnsworth Group, an independent research provider.

Engineered to work together.

Therma-Tru specifies all of the components to work together at the most critical points where an ordinary door system’s performance can fail, letting in air and moisture.

By forming a tight seal against drafts and leaks, these components can help protect the door system and home against costly damage and deterioration.

- 1 Sill
 - 2 Bottom Sweep
 - 3 Corner Seal Pads
 - 4 Hinges
 - 5 Weatherstrip
 - 6 Multi-Point Locking System
 - 7 Glass Options
 - 8 Composite Door Frame
 - 9 PrismaGuard® Finish – Paint or Stain
- See your Therma-Tru seller for details on product availability.

Learn more about our system components at: thermatru.com/components.











Backed by our lifetime limited warranty.



We can stand behind more parts and for longer than most other door companies because we make or specify everything that goes into our door systems. The homeowner has one source, Therma-Tru, to turn to if an issue arises with the door system.¹ Other companies either don’t warrant as many parts of the door system or warrant them for a shorter period of time. That could leave the homeowner without coverage and confused about who to turn to if issues arise.

Warranty Coverage

								
	Door Panel	Glass & Lite Frame	Multi-Point Locking Mechanism ²	Sill & Hinges ²	Corner Seal Pads ³	Bottom Sweep ³ & Weatherstrip ³	Composite Door Frame*	Storm Door System
Therma-Tru. Classic Craft. 1x Transferable Lifetime Limited Warranty	LIFETIME 1x Transferable	LIFETIME 1x Transferable	LIFETIME 1x Transferable	LIFETIME 1x Transferable	LIFETIME 1x Transferable	LIFETIME 1x Transferable	LIFETIME 1x Transferable	LIFETIME 1x Transferable
Therma-Tru. Fiberglass Doors Lifetime Limited Warranty	LIFETIME	LIFETIME	LIFETIME	LIFETIME	LIFETIME	LIFETIME	LIFETIME + 10-Year Transferable Warranty Rider	LIFETIME

¹Excluding improper assembly of components into a door system by the distributor, dealer, builder or remodeler, and the installation of the door system.
²Excluding installations within 5 miles of a body of salt water and the finish.
³Excluding normal wear and tear.
 *See your Therma-Tru seller for details on product availability.
 Note: See your Therma-Tru seller or visit www.thermatru.com for details on limited warranties and exclusions, and ENERGY STAR qualified products.

PRISMAGUARD. Finished for Lasting Beauty

Handcrafted and professionally applied, a PrismaGuard finish is built to last, just like the Therma-Tru door it was designed for.



PrismaGuard™ Stain

Brings the authentic look of wood to life with rich tones that add dimension to enhance wood grain doors.



Wildflower Honey



Rustic Clay



Mulberry



Redwood



Autumn Harvest



New Earth



Barley



Driftwood




Raven



Fiber-Classic Mahogany Collection, Maple Park Glass, Door – FCM900, PrismaGuard Stain – Wildflower Honey

PrismaGuard™ Paint

Delivers a pop of color, allowing you to tailor the look to make a beautiful lasting impression. Custom paint colors available. Please contact Parksit's Customer Service department at 863-940-5920 for more information.



Chestnut



Granite



Onyx



Cypress



Indigo



Cabernet



Alpine




Ruby Red



Smooth-Star, Clear Glass with GBGs, Door – S82104, Painted Cabernet

POST CAPS



VERSACAPS™ POST CAPS

VersaCaps™ add style to posts made of wood, vinyl or composite, and work with our CXT post sleeves as well as most leading post sleeves on the market. Available in copper, bronze, black and white.

4x4 Copper High Point
Includes three inserts to fit
post sizes up to 4-5/8"

6x6 Bronze Glass
Panel Solar Light
Includes two inserts to fit
post sizes up to 5-1/2"

SOLAR POST CAPS



Solar
Available in Copper, Stainless, Pewter and Black



Dynasty Copper and
Gunmetal Black



Copper Solar -
Cedar



Solar Filigreed
Chevron



Solar Labyrinth

VISIT DECKORATORS.COM FOR
COMPLETE LIST OF SIZES

Post caps available in 4x4 and 6x6 base sizes,
with pressure-treated or cedar bases.

METAL POST CAPS



Victoria High Point
Available in Copper, Stainless, and Black in 4" and 6"



Post Point
Available in Copper and Black



WOOD POST CAPS



Newport High Pyramid



Newport Classic



Newport Copper
High Top



Newport Ball




Hatteras Flat Top

GO BEYOND ORDINARY


ALUMINUM AND SCENIC GLASS BALUSTERS



ALUMINUM BALUSTER COLOR SWATCHES



DECK & STAIR LIGHTING KITS



Gray Fieldstone Postcover

Gray Cobblestone Postcover

Beige Stacked Stone Postcover

POSTCOVERS




2-piece postcovers and caps also available



Solar Woodland Gray Postcover Cap



Gray Plateau Postcover Cap



Copper Postcover Cap





Woodland Gray Postcover Cap

Fits over 4x4 or 6x6 posts and available in 42" and 53" heights
(Inside dimensions 5-3/4" x 5-3/4")



4" LUNA POST CAP



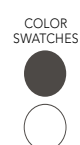
2.5" LUNA POST CAP



12V LED NUVI DECK SCONCE



12V LED LUNA STEP LIGHT

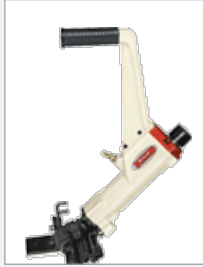


12V LED ROUND POST SCONCE
12V LED SQUARE POST SCONCE




Patented, Collated, Stainless Steel, Hidden Fastener Decking System

- Easiest
- Fastest
- Invisible
- Strong
- Won't Rust




For virtually all decking types:


Square Edge



Single or Double Groove



Double Groove Only

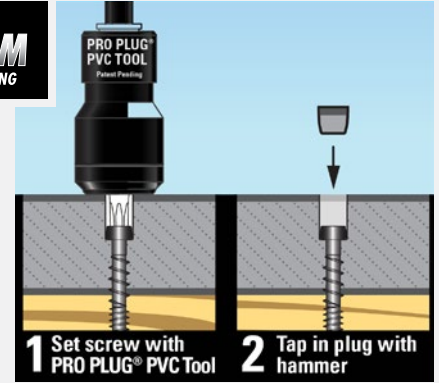


It's easy as:



100 square feet = 10 Minutes

SMART-BIT. PRO PLUG™ SYSTEM FOR DECKS, FLOORING AND WOODWORKING



PRO PLUG® SYSTEM FOR PVC

The Pro Plug® System for PVC is a superior and easy to install plug system for PVC Decking. The system consists of two components:

PRO PLUG® PVC TOOL: Drives fasteners to the correct depth every time in deck and trim applications.

PRO PLUG® PVC DECK: Plugs are made from actual PVC decking material, so they will match perfectly. Fasteners are available in both 305 Stainless Steel and Epoxy Coated Carbon Steel. Stainless Steel fasteners provide superior corrosion resistance, are ACQ approved, and feature a star drive recess.

CAMO™

Changing the Face of Decking™

THE CAMO™ HIDDEN DECK FASTENING SYSTEM works on any treated lumber, hardwood, cedar, composite or PVC deckboard. CAMO™ deck screws and a CAMO™ Marksman tool combine to deliver a fastener-free deck surface at a price that makes getting the job easy and installing the deck even easier.



www.camofasteners.com

Also Available from CAMO™

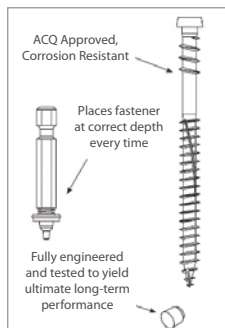

- New Pro-X1 Tool
- New Narrow Board Tool
- Color Matched #316 Stainless Steel Deck Fasteners



- Fast and Easy
- Strong Connection
- Cost Effective
- Fully Tested

The FastenMaster® Cortex™ Fastening System is the fastest, easiest way to conceal the heads of your deck screws on specific composite deck types.

Available for use with market leading composite and PVC deck boards.



The FastenMaster® TrimTop™ is a stainless steel trim screw engineered for use in a cellular PVC decking like AZEK® Deck and cedar, ipé and mahogany decking.



Color matched for AZEK® Deck.




Specially designed to eliminate the mushrooming effect caused by standard deck screws in composite deck materials.



No More Mushrooms!



No Pre-drilling. They ZIP right in! Engineered for multi-ply LVL, LSL and PSL applications.



- Approved for single-sided installation
- Higher side load capacity with fewer fasteners saves time and labor
- Prevents gapping or cupping between plies



Faster, Easier, Stronger than 1/2" lags.



- The first fastener engineered to attach deck ledger boards to a wooden house structure with no pre-drilling.
- Built-in washer head design eliminates the need for additional washer



No Pre-drilling. Stronger than 3/8" lags.



The FastenMaster® TimberLok® replace 3/8" lag screws and enables you to complete wood-to-wood projects faster, easier and stronger.



The speed of a LOK fastener. The strength of a through-bolted connection.

- No Predrilling
- Installs with an 18 volt cordless drill
- No drill bits or wrenches required
- Galvanized coating meets IRC ACQ corrosion requirement
- Lifetime performance guarantee



Photographs should not be used as a reference for fastening patterns



No Pre-drilling. Faster, Easier, Stronger than 3/8" lags. Non-Countersinking Head.



Spider Drive™ offers highest level of bit engagement and drivability





Baltimore, MD | Bolingbrook, IL | E. Windsor, CT | Fargo, ND | Garner, NC | **Lakeland, FL** | Louisville, OH | N. Brunswick, NJ | Syracuse, NY

For more information call: (800) 845-6160

All statements made on or in goods, labels, brochures, advertising and specifications are made solely by the product manufacturers, and not by Parksit, and Parksit does not endorse or approve of those statements. Parksit expressly disclaims all express or implied warranties, including but not limited to any implied warranties of merchantability, fitness for a particular purpose or freedom from infringement.

19-0006FL
3/10/2022